

WINONA STATE (MINN.)

Thursday, August 27, 2009

7 p.m. CT • Alltel Stadium - Maxwell Field • Winona,

General Information

Name: Winona State
Location: Winona, Minn.
Founded: 1858
Enrollment: 8,000
Conference: Northern Sun Intercollegiate
Nickname: Winona State Warriors
Colors: Purple and White
President: Judith A. Ramaley
Athletic Director: Larry Holsted
Stadium: Alltel Stadium Maxwell Field
Playing Surface: Artificial Turf



Coaching Staff

Head Coach: Tom Sawyer (14th Season)
Record at Winona State: 110-41 (13 years)
Co-Off. Coord./WRs: Carson Walch
Defensive Coordinator: Matt Entz
Offensive Line: A.J. Blazak
Defensive Backs: Brian Curtin
Quarterbacks: Bruce Carpenter
Tight Ends: Jon Kyte
Linebackers: Mitch Madland

'09 Outlook

2008 Record: 6-5, NSIC (6-4)
Final Ranking: N/A
Basic Offense: Pro-Style, Multiple
Basic Defense: 4-3

Sports Information

SID: Mike Herzberg
E-mail: mherzberg@winona.edu
Office Phone: (507) 457-5576
Website: www.winonastatewarriors.com

'09 Schedule

Date	Opponent
8/30	Michigan Tech
9/6	@ Northern State
9/13	@ Bemidji State
9/20	@ Concordia St Paul
9/27	MSU-Mankato
10/4	Southwest MN State
10/11	@ Upper Iowa
10/18	Wayne State
10/25	MN-Crookston
11/1	@Augustana
11/8	MN-Duluth

'08 Results (6-5, 6-4)

8/30	Michigan Tech	L 21-26
9/6	Northern State	W 39-14
9/13	Bemidji State	W 31-7
9/20	Concordia St Paul	W 37-10
9/27	MSU-Mankato	L 32-35
10/4	Southwest MN State	L 28-35
10/11	Upper Iowa	W 49-14
10/18	Wayne State	L 18-55
10/25	MN-Crookston	W 50-26
11/1	Augustana	W 41-24
11/8	MN-Duluth	L 7-38

Series Info

Series Record: First Meeting

NORTH ALABAMA

Saturday, September 5, 2009

6 p.m. CT • Braly Municipal Stadium • Florence, Ala.

General Information

Name: University of North Alabama
Location: Florence, Ala.
Founded: 1830
Enrollment: 7,300
Conference: Gulf South
Nickname: North Alabama Lions
Colors: Purple and Gold
President: Dr. William Cale
Athletic Director: Mark Linder
Stadium: Braly Municipal Stadium (14,215)
Playing Surface: Natural Grass



Coaching Staff

Head Coach: Terry Bowden (West Virginia, 1978)
Record at UNA: 1st year
Offensive Coordinator: Alan Arrington
Defensive Coordinator: Karl Morgan
Linebackers/Strength: Sean Cannon
Assistant Head Coach: Chris Willis
Running Backs: Steadman Campbell
Receivers: Jeff Bowden
Tight Ends: Pat Carter

'09 Outlook

2008 Record: 12-2
Gulf South Record / Finish: 7-1 / 2nd
Postseason: NCAA Semifinals
Final Ranking: AFCA 3rd
Basic Offense: Spread
Basic Defense: 4-3
Returning Starters: 8

Sports Information

SID: Jeff Hodges
E-mail: sportsinformation@una.edu, **Office Phone:** (256) 765-4595
Home Phone: (256) 766-7572, **Fax:** (256) 765-4659
Website: www.roarlions.com

'09 Schedule

8/29	at Southern Arkansas	7:00
9/5	CARSON-NEWMAN	6:00
9/12	*at Henderson State	6:00
9/19	*WEST GEORGIA	6:00
9/26	*at Harding	6:00
10/3	*ARKANSAS TECH	6:00
10/8	NORTH GREENVILLE	7:00
10/15	*DELTA STATE	7:00
10/22	*at Valdosta State	7:00
10/31	*at Arkansas-Monticello	6:00
11/7	*WEST ALABAMA	6:00

'08 Results (12-2, 7-1 GSC)

8/28	SOUTHERN ARKANSAS	W 57-14
9/04	at #4 Carson-Newman	W 20-13
9/13	HENDERSON STATE	W 45-20
9/20	at West Georgia	W 53-0
9/25	HARDING	W 52-0
10/04	at Arkansas Tech	W 45-24
10/09	at North Greenville	W 52-7
10/16	at #7 Delta State	L 28-34
10/25	#9 VALDOSTA STATE	W 41-23
11/01	#23 ARK.-MONTICELLO	W 45-14
11/08	at West Alabama	W 41-9
11/22	#13 VALDOSTA STATE	W 37-10
11/29	at #4 Delta State	W 55-34
12/06	at #3 NW Missouri State	L 7-41

Series Info

First Meeting: UNA 34-17, 1978
Last Meeting: UNA 20-13 @ C-N, 2008
Last C-N win: C-N 21-7, 1997

WWW.CARSONNEWMANEAGLES.COM



CAMPBELLVILLE

Thursday, September 10, 2009

7 p.m. • Burke-Tarr Stadium • Jefferson City, Tenn.

General Information

Name: Campbellsville University
Location: Campbellsville, Ky.
Founded: 1906
Enrollment: 2,600
Affiliation: NAIA
Conference: Mid-South Conference
Nickname: Campbellsville Tigers
Colors: Maroon and White
President: Dr. Michael Carter
Athletic Director: Rusty Hollingsworth

Coaching Staff

Head Coach: Perry Thomas (2nd Season)
Record at Campbellsville: 3-8
Asst. Head Coach: Ron Barnard
Offensive Coordinator: Chris Pardue
Running Backs: Jim Hardy
Wide Receivers: Ricky Gehrs
Offensive Line: Joe Stockton
Defensive Line: David Payne
Linebackers: Timmy Rogers
Defensive Backs: Kenneth Burress

'09 Outlook

2008 Record: 3-8
Mid-South Record / Finish: 2-4
Postseason: N/A
Final Ranking: N/A

Sports Information

SID: Jake McKinley
E-mail: mckinleyjake@gmail.com
Office Phone: (270) 789-5086
Website: www.campbellsvilletigers.edu

'09 Schedule

9/5	at Cumberland Univ.	2:30 PM
9/10	at Carson-Newman	7:00 PM
9/19	Lambuth University	1:30 PM
9/26	West Virginia Tech	1:30 PM
10/1	at Shorter College	7:00 PM
10/10	UVA-Wise	2:00 PM
10/17	at Belhaven College	2:30 PM
10/24	Georgetown College	1:30 PM
10/31	at Univ. Cumberlands	1:30 PM
11/7	Union College	1:30 PM
11/14	at Pikeville College	1:30 PM

'08 Results (3-8, 2-4 Conf.)

8/30	Cumberland Univ.	L 38-48
9/13	Ohio Dominican	L 14-50
9/20	Lambuth University	L 10-51
9/27	at West Virginia Tech	W 57-47
10/4	Shorter College	L 14-24
10/11	at UVA-Wise	L 41-61
10/18	Belhaven College	W 35-33
10/25	at Georgetown	L 45-51
11/1	Univ. Cumberlands	L 27-34
11/8	at Union College	L 24-31
11/15	Pikeville College	W 24-0

Series Info

Series Record: First Meeting

UNC PEMBROKE

Saturday, September 19, 2009

1:00 p.m. • Burke-Tarr Stadium • Jefferson City, Tenn.

General Information

Name: UNC Pembroke
Location: Pembroke, N.C.
Founded: 1887
Enrollment: 6,303
Affiliation: NCAA II
Conference: Peach Belt
Colors: Black and Gold
President: Chancellor Charles R. Jenkins
Athletic Director: Dan Kenney
Stadium: Grace P. Johnson (4,000)
Playing Surface: Artificial



Coaching Staff

Head Coach: Pete Shinnick (Colorado, 1988)
Record at UNC Pembroke: 33-21 (6 years)
Assistant Coaches:
Quarterbacks: Jeff Buffum
Defensive Coordinator: Shane Richardson
Running Backs: Jammie Deese
Offensive Line: Steve Saulnier
Wide Receivers: Pat Kenedy
Defensive Line: Jim Miller
Linebackers: Nathan Hackney
Defensive Backs: O.C. Williams

'09 Outlook

2008 Record: 9-1
Postseason: N/A
Final Ranking: N/A
Returning Starters: 21 (10/11)

Sports Information

SID: Todd Anderson
E-mail: todd.anderson@uncp.edu
Office Phone: (910) 521-6371
Fax: (910) 521-6540
Website: www.UNCPbraves.com

'09 Schedule

8/29	at Fayetteville State	6 p.m.
9/5	ST. PAUL'S	6 p.m.
9/12	WINGATE	2 p.m.
9/19	at Carson-Newman	1 p.m.
9/26	LANE	6 p.m.
10/3	WEBBER INT.	2 p.m.
10/10	at Fairmont State	3 p.m.
10/24	at Concord	1 p.m.
10/31	at Frostburg State	1 p.m.
11/7	at North Greenville	1 p.m.

'08 Records (9-1)

8/30	at Brevard	W, 28-0
9/6	DAVIDSON	W, 21-9
9/13	at Wingate	L, 16-23
9/20	JACKSONVILLE	W, 22-21
9/27	at Lane	W, 47-28
10/4	at Webber Int.	W, 35-2
10/09	at WV Wesleyan	W, 36-14
10/18	EDWARD WATERS	W, 43-8
11/1	CONCORD	W, 57-0
11/8	NORTH GREENVILLE	W, 21-7

Series Info

Series Record: First Meeting

'09 OPPONENTS

NEWBERRY

Saturday, September 26, 2009

1:30 p.m. • Burke-Tarr Stadium • Jefferson City, Tenn.

General Information

Name: Newberry College
Location: Newberry, S.C.
Founded: 1856
Enrollment: 920
Affiliation: NCAA II
Conference: South Atlantic
Colors: Scarlet and Gray
President: Dr. Mitchell Zais
Athletic Director: Andy Carter
Stadium: Setzler (4,000)
Playing Surface: Artificial Turf



Coaching Staff

Head Coach: Todd Knight
Record at Newberry: 1st Season
Offensive Coordinator: Todd Varn
Running Backs: Zach Ellis
Offensive Line: Kevin Turco
Wide Receivers: Ike Allred (Recruiting)
Defensive Line: Mitch Hall
Linebackers: Stephen Flynn/ Jeremiah Jones
Defensive Backs: Anathan Gibson

'09 Outlook

2008 Record: 6-4
SAC Record / Finish: 5-2 / T-1st
Basic Offense: Spread
Basic Defense: Multiple-8

Sports Information

SID: Josh Manck
E-mail: josh.manck@newberry.edu
Office Phone: (803) 321-5667
Home Phone: (803) 944-0618
Fax: (803) 321-5159
Website: www.NewberryAthleticSite.com

'09 Schedule

8/29	at Valdosta State	7 p.m.
9/5	at Austin Peay	6 p.m.
9/19	Cumberland (Tenn.)	7 p.m.
9/26	at Carson-Newman*	1 p.m.
10/3	at Catawba*	1:30 p.m.
10/10	Mars Hill	7 p.m.
10/17	at Wingate*	1:30 p.m.
10/24	Tusculum	7 p.m.
10/31	at Lenoir-Rhyne	2 p.m.
11/7	Brevard	7 p.m.

'08 Results (6-4, 5-2 SAC)

A30	VALDOSTA STATE	L, 9-14
S11	NORTH GREENVILLE	W, 41-3
S20	at Midwestern State	L, 10-24
S27	CARSON-NEWMAN *	W, 27-21
O4	CATAWBA *	W, 33-14
O11	at Mars Hill *	L, 6-27
O18	WINGATE *	W, 32-21
O25	at Tusculum *	L, 33-45
N1	LENOIR-RHYNE*	W, 38-14
N8	at Brevard *	W, 17-0

Series Info

Series Record: C-N leads 26-17
First Meeting: Newberry 14-0, 1960
Last Meeting: C-N 21, Newberry 27 (OT), 2008
Last C-N win: 49-19, 2007

MARS HILL

Saturday, October 3, 2009

1:30 p.m. • Meares Stadium • Mars Hill, N.C.

General Information

Name: Mars Hill College
Location: Mars Hill, N.C.
Founded: 1856
Enrollment: 1,100
Affiliation: NCAA II
Conference: South Atlantic
Nickname: Mars Hill Lions
Colors: Royal Blue & Gold
President: Dr. Dan Lunsford
Athletic Director: David Riggins
Stadium: Meares (5,000)
Playing Surface: Artificial Turf



Coaching Staff

Head Coach: Tim Clifton (Mercer, 1976)
Record at Mars Hill: 87-81 (16 years)
Asst. Head Coach: Kevin Barnette (Def. Coord.)
Running Backs: Jonathan Surratt ()
Offensive Line: Mike Ramseur
Defensive Line: Chuck Phifer
Linebackers: Tom Weaver
Wide Receivers: Jermaine Gales

'09 Outlook

2008 Record: 7-4
SAC Record / Finish: 4-3 / T-5th
Postseason: N/A
Final Ranking: N/A
Basic Offense: Multiple
Basic Defense: Multiple-8

Sports Information

SID: Rick Baker
E-mail: rbaker@mhc.edu
Office Phone: (828)689-1373, **Home Phone:** (828) 689-2640
Fax: (828) 689-1535
Website: sports.mhc.edu

'09 Schedule

8/27	North Greenville*	7:00 p.m.
9/5	Gardner-Webb	6:00 p.m.
9/12	St. Augustine's	1:30 p.m.
9/26	CATAWBA	7:00 p.m.
10/3	CARSON-NEWMAN	1:30 p.m.
10/10	NEWBERRY	7:00 p.m.
10/17	BREVARD	6:00 p.m.
10/24	LENOIR-RHYNE	2:30 p.m.
10/31	TUSCULUM	2:30 p.m.
11/7	WINGATE	1:30 p.m.

'08 Results (7-4, 4-3 SAC)

8/30	at Furman	L, 14-62
9/06	CUMBERLAND	W, 37-14
9/13	at St. Augustine	W, 31-14
9/20	at W. Liberty St.	W, 38-35
*9/27	#23 CATAWBA	L, 7-24
*10/04	at #23 C-N	L, 49-61
*10/11	#25 NEWBERRY	W, 27-6
*10/18	BREVARD	W, 28-14
*10/25	at Lenoir-Rhyne	W, 37-24
*11/1	TUSCULUM	L, 28-33
*11/08	at #22 Wingate	W, 45-42

Series Info

Series Record: C-N leads 36-9
First Meeting: CN 45-0, 1922
Last Meeting: C-N 61, Mars Hill, 49, 2008
Last MHC win: @Mars Hill, 14-7, 2005



CATAWBA

Saturday, October 11, 2009
7 p.m. • Shuford Stadium • Salisbury, N.C.

General Information

Name: Catawba College
Location: Salisbury, N.C.
Founded: 1851
Enrollment: 1,300
Conference: South Atlantic
Nickname: Catawba Indians
Colors: Navy Blue and White
President: Dr. Robert E. Knott
Athletic Director: Dennis Davidson
Stadium: Shuford (4,500)
Playing Surface: Natural Grass



Coaching Staff

Head Coach: Chip Hester (Guilford, 1992)
Record at Catawba: 53-24 (7 years)
Asst. Head Coach: John Fitz
Offensive Coordinator: Matt Barrett
Defensive Coordinator: Bob Lancaster, Asst.
Running Backs: D.J. Summers (Rec. Coord.)
Offensive Line: Ben Hepler
Defensive Line: Khanis Hubbard
Linebackers: Todd McComb
Kickers: Calvin Hunter

'09 Outlook

2008 Record: 6-4
SAC Record / Finish: 4-3 / 4th
Basic Offense: Pro-I
Basic Defense: 4-3
Returning Starters: 18

Sports Information

SID: Jim Lewis
E-mail: jdlewis@catawba.edu
Office Phone: (704) 637-4720, **Home Phone:** (704) 664-4341
Fax: (704) 637-5705
Website: www.gocatawbaindians.com

'09 Schedule

8/29	at St. Augustine's	1:30
9/5	at Fayetteville St.	6:00
9/12	LIVINGSTONE	7:00
9/26	MARS HILL*	7:00
10/3	NEWBERRY*	1:30
10/10	at Carson-Newman*	3:00
10/17	at Tusculum*	2:00
10/24	WINGATE*	1:30
10/31	at Brevard*	1:00
11/7	LENOIR-RHYNE*	1:30

'08 Results (11-2, 5-1 SAC)

8/30	ST. AUGUSTINE'S	L, 7-14
9/06	ELIZABETH CITY ST	W, 41-29
9/13	at Livingstone	W, 49-7
9/27	at Mars Hill	W, 24-7
10/04	at Newberry	L, 14-33
10/11	#21 CARSON-NEWMAN	L, 14-21
10/18	TUSCULUM	W, 37-35
10/25	at #20 Wingate	L, 24-34
11/01	BREVARD	W, 24-10
11/08	at Lenoir-Rhyne	W, 58-23

Series Info

Series Record: C-N leads 32-9-1
First Meeting: C-N 0, Catawba 0, 1932
Last Meeting: Catawba 14, C-N 21, 2008
Last CAT win: Catawba 55, C-N 49, 2007

LENOIR-RHYNE

Saturday, October 17, 2009
7 p.m. • Moretz Stadium • Hickory, N.C.

General Information

Name: Lenoir-Rhyne University
Location: Hickory, N.C.
Founded: 1851
Enrollment: 1,600
Conference: South Atlantic
Nickname: Lenoir-Rhyne Bears
Colors: Cardinal and Black
President: Dr. Wayne Powell
Athletic Director: Neill McGeachy
Stadium: Moretz (8,500)
Playing Surface: Natural Grass



Coaching Staff

Head Coach: Fred Goldsmith (Florida, 1967)
Record at Lenoir-Rhyne: 5-17 (2 years)
Asst. Head Coach: Brian Hill
Asst. Offensive Line: Aaron Brock
Defensive Coordinator: Mike Houston
Running Backs: Kyle Garner
Offensive Line: Ron Boyd
Defensive Line: Roy Tesh
Linebackers: Blake Harrell
Outside Linebackers: Joel Taylor
Wide Receivers: Brian Rucker

'09 Outlook

2008 Record: 3-8
SAC Record / Finish: 1-6 / 7th
Basic Offense: Bear Bone
Basic Defense: 3-4
Returning Starters: 20

Sports Information

SID: John Karrs
E-mail: karrsjd@lrc.edu
Office Phone: (828) 328-7174, **Home Phone:** (828) 261-9973
Fax: (828) 328-7399
Website: www.lrbears.com

'09 Schedule

8/29	Shorter	7 p.m.
9/5	at Concord	7 p.m.
9/12	at Davidson	1 p.m.
9/19	North Greenville	7 p.m.
9/26	BREVARD	7 p.m.
10/3	at TUSCULUM	7 p.m.
10/10	WINGATE	2 p.m.
10/17	CARSON-NEWMAN	7 p.m.
10/24	at MARS HILL	2:30 p.m.
10/31	NEWBERRY	2 p.m.
11/7	at CATAWBA	1:30 p.m.

'08 Results (3-8, 1-6 SAC)

8/30	West Virginia Tech	W, 51-13
9/6	Concord	W, 28-10
9/13	Davidson	L, 16-20
9/20	at Benedict	L, 13-17
9/27	at BREVARD	W, 40-14
10/4	TUSCULUM	L, 19-48
10/11	at WINGATE	L, 27-35
10/18	at CARSON-NEWMAN	L, 21-62
10/25	MARS HILL	L, 24-37
11/1	at NEWBERRY	L, 14-38
11/8	CATAWBA	L, 23-58

Series Info

Series Record: C-N leads 40-9
First Meeting: Lenoir-Rhyne 57-27, 1967
Last Meeting: C-N 62, Lenoir-Rhyne 21, 2008
Last LR win: Lenoir-Rhyne 30-0, 1979

BREVARD

Saturday, October 24, 2009

1 p.m. • Burke-Tarr Stadium • Jefferson City, Tenn.

General Information

Name: Brevard College

Location: Brevard, N.C.

Founded: 1853

Enrollment: 725

Conference: South Atlantic

Nickname: Brevard Tornados

Colors: Royal Blue and White

President: Dr. Drew Van Horn

Athletic Director: Tom Collins

Stadium: Brevard Memorial Stadium(7,000)

Playing Surface: Bermuda Grass



Coaching Staff

Head Coach: Paul Hamilton (App. State, 1981)

Record at Brevard: 3-18 (2 years)

Assistant Head Coach: Josh Mynatt

Defensive Coordinator: Scott Brumett

Defensive Backs: Teddy Gaines

Tight Ends: Matt Kelleher

Wide Receivers: Dane Romero

Quarterbacks: Brock Pursley

Offensive Line: James Beverly

Defensive Line: Josh Miller

Linebackers: Marshall Doss

Outside Linebackers: Scott Brumett

'09 Outlook

2008 Record: 1-9

SAC Record: 0-7/ 8th

Basic Offense: Triple Option

Basic Defense: 3-4

Returning Starters: 19

Sports Information

SID: Seth Montgomery

E-mail: montgosj@brevard.edu

Office Phone : (828) 884-8288, Cell Phone: (727) 698-0306

Fax: (828) 884-8274

Website: www.bctornados.com

'09 Schedule

8/29	at Edward Waters	5 p.m.
9/5	at Pikeville	6 p.m.
9/12	Chowan	2 p.m.
9/19	Southern Virginia	4 p.m.
9/26	at LENOIR-RHYNE	7 p.m.
10/3	at WINGATE	1:30 p.m.
10/10	TUSCULUM	6 p.m.
10/17	MARS HILL	6 p.m.
10/24	at CARSON-NEWMAN	1 p.m.
10/31	CATAWBA	1 p.m.
11/7	at NEWBERRY	7 p.m.

'08 Results (1-9, 0-7 SAC)

8/30	UNC Pembroke	L, 0-28
9/6	Pikeville	W, 20-17
9/13	at Chowan	L, 20-23
9/27	LENOIR-RHYNE	L, 14-40
10/4	WINGATE	L, 13-44
10/11	at TUSCULUM	L, 42-55
10/18	at MARS HILL	L, 14-28
10/24	CARSON-NEWMAN	L, 3-34
11/1	at CATAWBA	L, 10-24
11/8	NEWBERRY	L, 0-17

Series Info

Series Record: C-N leads 2-0

First Meeting: C-N 52-13, 2007

Last Meeting: C-N 34, @ Brevard 3, 2008

WINGATE

Saturday, October 31, 2009

1:30 p.m. • Irwin Belk Stadium • Wingate, N.C.

General Information

Name: Wingate University

Location: Wingate, N.C.

Founded: 1896

Enrollment: 2,041

Conference: South Atlantic

Nickname: Wingate Bulldogs

Colors: Navy Blue and Old Gold

President: Dr. Jerry E. McGee

Athletic Director: Steve Poston

Stadium: Irwin Belk (3,000)

Playing Surface: Natural Grass



Coaching Staff

Head Coach: Joe Reich (Gettysburg, 1987)

Record at Wingate: 50-37 (8 years)

Offensive Coordinator: Mike Long

Defensive Coordinator: Bobby James

Offensive Line: Mike Pope

Defensive Line: Kirk Woodall

Linebackers Tee Overman

'09 Outlook

2008 Record: 8-3

SAC Record / Finish: 4-3 / 4th

Basic Offense: Multiple

Basic Defense: Multiple

Returning Starters: 9

Sports Information

SID: David Sherwood

E-mail: dsherwod@wingate.edu

Office Phone: (704) 233-8186, Home Phone: (704) 233-5390

Fax: (704) 233-8169

Website: sports.wingate.edu.com

'09 Schedule

8/29	West Georgia	1:30 p.m.
9/5	North Greenville	1:30 p.m.
9/12	at UNC Pembroke	2 p.m.
9/24	at TUSCULUM	8:05 p.m.
10/3	BREVARD	1:30 p.m.
10/10	at LENOIR-RHYNE	2 p.m.
10/17	NEWBERRY	1:30 p.m.
10/24	at CATAWBA	1:30 p.m.
10/31	CARSON-NEWMAN	1:30 p.m.
11/7	at MARS HILL	1:30 p.m.

'08 Results (8-3, 4-3 SAC)

8/30	at Saint Paul's (Va.)	W, 34-10
9/6	at North Greenville	W, 35-31
9/13	UNC Pembroke	W, 23-16
9/20	Elizabeth City State	W, 15-7
9/27	TUSCULUM	W, 37-33
10/4	at BREVARD	W, 44-13
10/11	LENOIR-RHYNE	W, 35-27
10/18	at NEWBERRY	L, 21-32
10/25	CATAWBA	W, 34-24
11/1	at CARSON-NEWMAN	L, 33-35
11/8	MARS HILL	L, 42-45

Series Info

Series Record: C-N leads 20-1

First Meeting: C-N 36, Wingate 24, 1988

Last Meeting: C-N 35, Wingate 33 2008

2009 CARSON-NEWMAN FOOTBALL



TUSCULUM

Saturday, November 7, 2009

1:00 p.m. • Burke-Tarr Stadium • Jefferson City, Tenn.

General Information

Name: Tusculum College
Location: Greeneville, Tenn.
Founded: 1794
Enrollment: 2,500
Conference: South Atlantic
Nickname: Tusculum Pioneers
Colors: Orange and Black
President: Dr. Russell Nichols
Athletic Director: Frankie DeBusk
Stadium: Pioneer Field (3,500)
Playing Surface: Bermuda Grass



Coaching Staff

Head Coach: Frankie DeBusk (Furman, 1991)
Record at Tusculum: 68-52 (11 years)
Offensive Coordinator: Marc Kolb
Defensive Coordinator: Pete Golding
Running Backs: Caleb Slover
Offensive Line: Kent Kinkade
Defensive Line: Kevin Weston
Linebackers: Karl Scott

'09 Outlook

2008 Record: 9-4
SAC Record / Finish: 5-2 / 1st
Postseason: NCAA Second Round
Final Ranking: 16th
Basic Offense: Spread
Basic Defense: 8-Man Front
Returning Starters: 17

Sports Information

SID: Dom Donnelly, **E-mail:** ddonnelly@tusculum.edu
Office Phone: (423) 636-7326, **Home Phone:** (423) 341-0091
Fax: (423) 636-7370, **Website:** www.tusculum.edu/athletics

'09 Schedule

8/29	at Charleston	1 p.m.
9/12	at Elizabeth City St	6 p.m.
9/19	at Urbana	Noon
9/24	WINGATE	8:05 p.m.
10/3	LENOIR-RHYNE	7 p.m.
10/10	at BREVARD	6 p.m..
10/17	CATAWBA	2 p.m.
10/24	at NEWBERRY	7 p.m.
10/31	MARS HILL	2:30 p.m.
11/7	at CARSON-NEWMAN	1 p.m.

'08 Results (9-4, 5-2 SAC)

8/30	Charleston (W.VA.)	W, 40-0
9/6	at Gardner-Webb	L, 12-31
9/13	Elizabeth City St.	W, 32-30
9/20	Urbana	W, 21-0
9/27	at WINGATE	L, 33-37
10/4	at LENOIR-RHYNE	W, 48-19
10/11	BREVARD	W, 55-42
10/8	at CATAWBA	L, 35-37
10/25	NEWBERRY	W, 45-33
11/1	at MARS HILL	W, 33-28
11/8	CARSON-NEWMAN	W, 45-44
11/5	Albany St. (GA.) #	W, 34-22
11/22	at Delta State #	L, 19-27

Series Info

Series Record: C-N leads 28-9-2
First Meeting (Modern Era): C-N 45, Tusculum 21, 1998
Last Meeting: @Tusculum 45, C-N 44, 2008
Last C-N win: @C-N 63-24, 2007

'09 OPPONENTS

Game 1 • August 28, 2008
Callaghan Stadium • Concord, W.Va.

#6 Carson-Newman (1-0) 77
Concord (0-1) 14

JEFFERSON CITY, Tenn.—ATHENS, W.Va. - The fifth-ranked Carson-Newman Eagles opened the 2008 season in dominating fashion Thursday night as they traveled to Concord University and brought home a 77-14 victory over the Mountain Lions.

The Eagles racked up 722 yards of total offense - nine short of the school record - with the first team offense playing a total of just four plays in the contest. Concord finished with 218 yards - 109 on the ground and 109 through the air. Carson-Newman set the tone early with three touchdowns in the first 4:30 of the opening quarter. The Eagles led 35-7 at the end of the first quarter and 56-7 at halftime.

Buck Wakefield scored from 11-yards out on the Eagles' first offensive play of the game. After a three-and-out by Concord, C-N needed just two plays before Alex Good turned an option keeper upfield and took it 45 yards for the score. Good hooked up with tight end Mo Whitten for a 67-yard touchdown strike on the Eagles' next possession to give Carson-Newman three touchdowns in four offensive plays.

After a 52-yard scoring strike from back-up quarterback Joel Statham to Reggie Hubbard gave Carson-Newman a 28-0 lead with 8:26 left in the first quarter, Concord got on the board with a two-yard touchdown run by James Wilson. Ricky Harris added an 82-yard jaunt to the end zone late in the first quarter for the Eagles.

Carson-Newman needed just 38 seconds to dent the score board in the second quarter as Statham hit Justin Long for an 80-yard touchdown. After a Concord fumble, Statham rumbled in from 30-yards out to make the score 49-7 with 13:52 left in the second quarter. Wendy Desamour found the end zone from three-yards out with 2:23 left to make the half time score.

Concord opened the scoring in the second half, once again courtesy of a Wilson run.

Carson-Newman didn't attempt a pass in the second half, but found the end zone three more times via the ground attack. Fourth-string quarterback Doug Belk broke loose for an 84-yard sprint, while Melton and Desmour added touchdown runs of 12 and five yards, respectively.

Belk finished as the team's leading rusher with 104 on six carries. Ricky Harris recorded 103 yards on just four carries. Desamour and Nate Inman added 73 and 62 yards, respectively. The Eagles totaled 523 yards on 48 rushing attempts.

The Carson-Newman passing game was effective, as all three completions (3-of-6) went for touchdowns. Statham was 2-of-4 for 132 yards, two touchdowns and one interception. Good's only pass attempt was the scoring pass to Whitten.

Score by Quarters	1	2	3	4	Score
Carson-Newman	35	21	14	7	77
Concord	7	0	7	0	14

First Quarter

C-N -Buck Wakefield 11 yd run (Carlos Lopez kick), 14:41
C-N-Alex Good 45 yd run (Carlos Lopez kick), 12:47
C-N-Mo Whitten 67 yd pass from Alex Good (Carlos Lopez kick), 10:30
C-N-Reggie Hubbard 52 yd pass from Joel Statham (Carlos Lopez kick), 08:26
CU -James Wilson 2 yd run (James Caudill kick), 03:34
C-N-Ricky Harris 82 yd run (Carlos Lopez kick), 03:13

Second Quarter

C-N-Justin Long 80 yd pass from Joel Statham(Aubrey Ingham kick), 14:22
C-N-Joel Statham 30 yd run (Aubrey Ingham kick), 13:52
C-N-Wendy Desamour 3 yd run (Aubrey Ingham kick), 02:23

Third Quarter

CU-James Wilson 1 yd run (James Caudill kick), 10:24
C-N-Douglas Belk 84 yd run (Carlos Lopez kick), 09:41
C-N-Wendy Desamour 12 yd run (Aubrey Ingham kick), 05:30

Fourth Quarter

C-N-Wendy Desamour 5 yd run (Aubrey Ingham kick), 08:51

Team Statistics (Final)	C-N	CU
FIRST DOWNS	20	10
NET YARDS RUSHING	523	109
NET YARDS PASSING	199	109
Completions-Attempts-Int		3-6-1 15-31-1
TOTAL OFFENSE YARDS	722	218
Punt returns: -Yards-TD	1-0-0	0-0-0
Kickoff returns: Number-Yds-TD	3-101-0	9-157-0
Interceptions: Number-Yds-TD	1-18-0	1-4-0
Fumble Returns: Number-Yds-TD	1-3-0	0-0-0
Possession Time	23:26	36:34
Third-Down Conversions	6 of 8	3 of 18
Fourth-Down Conversions	0 of 0	0 of 2
Red-Zone Scores-Chances	4-4	2-2

RUSHING: Carson-Newman- Belk 6-104; Harris 4-103; Desamour 8-85; Nate Inman 8-62; Alex Good 1-45; Otis Rumph 9-44; Joel Statham 3-38; Reggie Melton 2-26; Buck Wakefield 1-11; Tony Richardson 1-10; Dontaye Hall 1-7; Ryan Helton 2-4; Justin Long 2-minus 16. Concord-Brian Kennedy 13-92; James Wilson 16-30; Jerry Robinson 4-4; Matt Greenway 2-0; M Walters 3-minus 4; Zach Boyd 1-minus 5; Thomas Frazier 1-minus 8.

PASSING: C-N - Joel Statham 2-4-1-132; Alex Good 1-1-0-67; Justin Long 0-1-0-0. Concord-Thomas Frazier 15-31-1-109.

RECEIVING: Carson-Newman-Justin Long 1-80; Mo Whitten 1-67; Reggie Hubbard 1-52. Concord-M Walters 4-27; James Wilson 3-24; Orlando Bryant 2-22; Thomas Mayo 2-11; Nathan Tanner 2-6; Chris O'Neal 1-16; Brian Kennedy 1-3.

Game 2 • September 4, 2008
Burke-Tarr Stadium • Jefferson City, Tenn.

#4 Carson-Newman (1-1) 13
#3 North Alabama (2-0) 20

JEFFERSON CITY - In a match-up of top five teams in NCAA Division II football, A.J. Milwee was the difference.

North Alabama's veteran quarterback completed 31-of-45 passes for 401 yards and two touchdowns to lead the third-ranked Lions (2-0) to a 20-13 victory over No. 4 Carson-Newman (1-1) Thursday night at Burke-Tarr Stadium.

Milwee, who was a Harlon Hill Trophy finalist a year ago, kept the North Alabama offense moving in a game that was highlighted by the play of the defenses. Both teams were almost one dimensional on offense. The Lions managed just 58 yards rushing on 37 carries. Carson-Newman rushed for 263 yards, but was just 7-of-17 through the air for 87 yards.

Milwee completed nine passes each to receivers Joemal Campbell and Rocky Coleman, for 139 and 118 yards, respectively. His two touchdown completions were to Brandon Pickett and Brandon Allredge - the latter coming with 6:36 remaining in the contest to break a 13-13 tie.

Buck Wakefield led the Carson-Newman offense with 96 yards and one touchdown on 12 carries. Quarterback Alex Good added 94 yards and a score on 13 carries. Good was 6-of-14 through the air for 65 yards and two interceptions.

Carson-Newman struck first in the contest when Alex Good rumbled in from one-yard out at the 8:52 mark of the opening quarter. The touchdown capped a 9-play, 54 yard drive. Carlos Lopez added the extra point.

North Alabama got a 47-yard field goal from Tom Schneider 1:30 into the second quarter to cut the deficit to 7-3. The Lions drove the ball down to the C-N nine-yard line just before intermission, but they were unable to add to their total before time expired on the half.

North Alabama took its first lead of the game with 5:51 left in the third quarter on Milwee's four-yard pass to Pickett. A 23-yard field goal by Schneider gave UNA a 13-7 advantage four seconds into the fourth quarter.

Carson-Newman finally found the end zone again when back-up quarterback Joel Statham led the Eagles on a six-play, 50-yard drive that ended with a 14-yard touchdown run by Wakefield. Ingham's extra-point was blocked, leaving the score tied at 13-13.

The score wouldn't last long as Milwee hooked up with Allredge for an 8-yard score on the Lions' ensuing possession. Milwee completed five passes in the drive and had a key ten-yard run on third-and-seven from near midfield.

Carson-Newman had the ball for two more possessions in the final five minutes of the game, but both drives ended at the C-N 46-yard line. The last drive was halted with 23 seconds remaining when Good was picked off by Anton Bowen. Carson-Newman was led on defense by Otis Ballard's 11 total tackles. Brian Brown added ten, including three for a loss. Mario Russell had an interception.

North Alabama's Michael Johnson had an outstanding game with 19 tackles - 12 coming in the first half. Bobby Brooks had 11 stops and an interception. Nicholas Walker recovered a fumble.

Score by Quarters	1	2	3	4	Score
North Alabama	0	3	7	10	20
Carson-Newman	7	0	0	6	13

First Quarter

C-N - Alex Good 1 yd run (Carlos Lopez kick), 08:52

Second Quarter

UNA - Tom Schneider 47 yd field goal, 13:30

Third Quarter

UNA - Brandon Pickett 4 yd pass from A.J. Milwee (Tom Schneider kick), 05:51

Fourth Quarter

UNA-Tom Schneider 23 yd field goal, 14:56

C-N-Buck Wakefield 14 yd run (Aubrey Ingham kick blocked), 11:52


UNA-B. Allredge 8 yd pass from A.J. Milwee (Tom Schneider kick), 06:36

Team Statistics (Final)	UNA	C-N
FIRST DOWNS	24	21
NET YARDS RUSHING	58	263
NET YARDS PASSING	401	87
Completions-Attempts-Int	31-45-1	7-17-2
TOTAL OFFENSE YARDS	459	350
Punt returns: Number-Yards-TD	2-4-0	0-0-0
Kickoff returns: Number-Yds-TD	3-82-0	4-119-0
Interceptions: Number-Yds-TD	2-12-0	1-0-0
Fumble Returns: Number-Yds-TD	0-0-0	0-0-0
Possession Time	33:46	26:14
Third-Down Conversions	12 of 20	4 of 11
Fourth-Down Conversions	0 of 2	0 of 0
Red-Zone Scores-Chances	3-4	2-3

RUSHING: North Alabama-A.J. Milwee 9-25; David McCants 6-14; Mike McLendon 17-9; Genario McNealy 1-9; Ed Gant 1-3; Joemal Campbell 1-1; Brandon Pickett 1-minus 1; TEAM 1-minus 2. Carson-Newman-Buck Wakefield 12-96; Alex Good 13-94; Tony Richardson 9-44; Dewayne Mims 9-25; Ricky Harris 2-5; Carson-Newman 1-minus 1.

PASSING: North Alabama-A.J. Milwee 31-45-1-401. Carson-Newman-Alex Good 6-14-2-65; Joel Statham 1-3-0-22.

RECEIVING: North Alabama-Joemal Campbell 9-139; Rocky Coleman 9-118; Bobby Williams 4-48; Charles McClain 3-16; Mike McLendon 2-42; David McCants 1-17; Jusmon Rivers 1-9; B. Allredge 1-8; Brandon Pickett 1-4. Carson-Newman-Otis Miller 3-44; Reggie Hubbard 3-37; Buck Wakefield 1-6.



2009 CARSON-NEWMAN FOOTBALL

Game 3 • September 12, 2008
Bentley Stadium • Waltham, Ma.

#12 Carson-Newman (2-1) 59
Bentley (1-2) 18

Waltham, Mass. - The Eagle offense wanted to begin a new streak of 49-point games, the defense and special teams made their job very easy.

After seeing its consecutive 49-point games streak end at eight, the 7th-ranked Carson-Newman Eagles scored 45 unanswered points to roll by Bentley 59-18 on Friday night in Waltham, Mass.

C-N (2-1) used two interception returns for a touchdown and a kickoff return for a touchdown to keep the pressure on a Falcon offense that struggled to move the football.

The Eagles entered the game trying to put their first loss of the season, a 20-13 setback to North Alabama last Thursday, behind them, and it took only one play.

Sophomore Mario Russell (Columbus, Ohio) stepped in front of Falcons' quarterback John White on the first snap of the game, and returned it 39 yards up the sideline for a touchdown. It was the second interception in as many weeks for Russell.

Bentley would answer with a 12-play, 44-yard drive to get a 37-yard field goal from Tyler McNamara, cutting the lead to 7-3.

From there, C-N found another a different gear on both sides of the ball to put the game out of reach.

Junior Alex Good (Greensboro, N.C.) would come out and steer the Eagles on an 8-play, 77-yard touchdown drive, highlighted by runs of 22 and 27 yards by Buck Wakefield (Drummonds, Tenn.). Junior Ricky Harris would cap the drive with his second touchdown of the year from three yards out to make it 14-3.

Wakefield finished with 151 yards on nine carries.

The Eagles would get the ball back on the next snap, as Bentley fullback Bart Stiles fumbled a handoff from White, and C-N's Brian Brown (Hartwell, Ga.) recovered at the 35-yard line.

On the second play of the ensuing drive, Good found a wide open Mo Whitten (Bristol, Tenn.) on a rollout for a 37-yard touchdown, pushing the Eagles lead to 21-3.

C-N would add a Carlos Lopez (Seymour, Tenn.) 43-yard field goal to close the half, to lead 24-3 at the break.

The Eagle offense would put the game away out of the locker room.

Good turned in a 15-yard run, and Wakefield a 59-yard run as the Eagles pushed the lead to 31-3 to open the second half, with Good plunging in on a sneak from two yards out.

Just like the first half, C-N would intercept White's first pass attempt of the second half and turn it into points.

Junior Donte' Strickland (Louisburg, N.C.) pressured White into his second interception of the night, which Otis Ballard (Miami, Fla.) returned 42 yards for the score.

Freshman Otis Rumph (Chattanooga, Tenn.) added touchdowns of 11 and 19 yards on Joel Statham (Chatsworth, Ga.) led drives for the Eagles.

Freshman Marcus Huie (Knoxville, Tenn.) made the most of his first career kickoff return, taking it back 90 yards for the Eagles final score.

Freshman Zeke Andrews (Eastman, Ga.) led C-N with five tackles. Junior Charles Dobson (Umatilla, Fla.) added two catches for 43 yards.

The C-N defense held Bentley to 100 total yards through three quarters, which the offense piled up 475 yards on 62 plays.

Score by Quarters	1	2	3	4	Score
Carson-Newman	21	3	21	14	59
Bentley	3	0	0	15	18

First Quarter

C-N-Mario Russell 39 yd interception return (Carlos Lopez kick), 14:44

BEN-Tyler McNamara 37 yd field goal, 10:02

C-N-Ricky Harris 3 yd run (Carlos Lopez kick), 06:24

C-N-Mo Whitten 37 yd pass from Alex Good (Carlos Lopez kick), 05:52

Second Quarter

C-N-Carlos Lopez 43 yd field goal, 00:05

Third Quarter

C-N-Alex Good 2 yd run (Carlos Lopez kick), 12:45

C-N-Otis Ballard 42 yd interception return (Carlos Lopez kick), 11:51

C-N-Otis Rumph 19 yd run (Carlos Lopez kick), 08:08

Fourth Quarter

C-N-Otis Rumph 11 yd run (Carlos Lopez kick), 10:25

BEN-Kevin Doherty 1 yd pass from Henry Morris (Tyler McNamara kick), 06:15

C-N-Marcus Huie 90 yd kickoff return (Carlos Lopez kick), 06:02

BEN-Kelley Rowe 25 yd pass from Henry Morris (Sal Ruffino pass), 00:29

Team Statistics (Final)	C-N	BEN
FIRST DOWNS	21	16
NET YARDS RUSHING	331	65
NET YARDS PASSING	144	193
Completions-Attempts-Int	7-16-2	17-46-3
TOTAL OFFENSE YARDS	475	258
Punt returns: Number-Yards-TD	2-5-0	0-0-0
Kickoff returns: Number-Yds-TD	4-138-1	8-172-0
Interceptions: Number-Yds-TD	3-81-2	2-5-0
Fumble Returns: Number-Yds-TD	0-0-0	0-0-0
Possession Time	28:02	31:58
Third-Down Conversions	7 of 11	6 of 18
Fourth-Down Conversions	1 of 1	3 of 3
Red-Zone Scores-Chances	4-4	2-3

RUSHING: Carson-Newman-Buck Wakefield 8-124; Joel Statham 9-59; Otis Rumph 3-41; Ricky Harris 4-31; Nate Inman 6-24; Good 7-24; Richardson 5-18; Melton 1-7; Dewayne Mims 3-3; Bentley-Matt Shea 6-35; Bart Stiles 6-23; Luis Cotto 10-17; Matt Welch 2-9; DiPietrantonio 3-minus 5; Bryant Johnson 2-minus 14.
 PASSING: Carson-Newman-Alex Good 5-9-2-101; Joel Statham 2-7-0-43. Bentley-John White 8-24-2-75; Henry Morris 7-12-0-110; Bryant Johnson 2-10-1-8.
 RECEIVING: Carson-Newman-Mo Whitten 2-49; Charles Dobson 2-43; Douglas Belk 2-28; Dewayne Mims 1-24. Bentley-Kevin Doherty 4-10; John Malone 3-66; Kelley Rowe 3-41; John Studley 3-39; Kyle Tuthill 2-21; Luis Cotto 1-11; Wade Critides 1-5.

Game 4 • September 27, 2008
Setzler Field • Newberry, S.C.

#11 Carson-Newman (2-1) 21
Newberry (0-1) 27

NEWBERRY, S.C. - David Pressley caught a 25-yard touchdown pass from Eric McCollom in overtime to power Newberry to a 27-21 upset of No. 11 Carson-Newman in the South Atlantic Conference opener for both schools at Setzler Field Saturday afternoon.

Both teams finished with over 400 yards of total offense - Newberry 413 and Carson-Newman 406 - but mistakes and miscues kept either from finding the end zone on a regular basis. Carson-Newman lost four fumbles and committed 13 penalties for 112 yards. Newberry was plagued by three interceptions and one fumble.

Alex Good provided the bulk of Carson-Newman's 300 rushing yards, carrying the ball 26 times for 238 yards. Dwayne Mims added 41 yards and Buck Wakefield 32. Good was just 6-of-15 through the air for 106 yards. He had a 35-yard touchdown strike to Reggie Hubbard in the second quarter.

McCormick started the game for Newberry before being replaced by Brandon Gantt after throwing two early interceptions. McCollom returned in the fourth quarter and threw a two-yard touchdown pass to David Brown with 16 seconds remaining before hooking up with Pressley for the game-tying two-point conversion that ultimately forced the overtime.

McCollom finished 8-of-16 passing for 95 yards. He also rushed for 62 yards and one score. Gantt was 14-of-23 for 130 yards and one interception. Gerald Legree led the Newberry rushing attack with 73 yards on five carries. Brown caught ten passes for 97 yards.

Carson-Newman came out of the gates running as Alex Good darted 77 yards to the end zone on the very first play of the game. Britt Blackmon kicked a 23-yard field goal to make the score 7-3 at the end of the first quarter.

Gantt broke loose for a 24-yard scoring run with 9:59 left in the half to temporarily give Newberry the lead, but the Eagles answered with Good's strike to Hubbard two minutes later that made the score 14-10 at the half.

Three of Newberry's first four drives of the opening half ended in interception. Elliot Bishop, Otis Ballard and Revel Coffey accounted for the Carson-Newman picks. The Eagles couldn't take advantage of the miscues, however, as they fumbled on two of their ensuing possessions and missed a field goal on the third.

Blackmon connected on a 32-yard field goal with 4:13 left in the third quarter to cut the Newberry deficit to 14-13.

That would remain the score until Wakefield rumbled in from one-yard out with 1:26 left in the game to give the Eagles a 21-13 advantage.

Undaunted, Newberry drove 77 yards in eight plays, capped by McCollom's pass to Brown. Carson-Newman helped the drive with two 15-yard penalties - one for a personal foul and one for roughing the passer. Pressley's catch on the two-point try at the right pylon of the goal line tied the game at 21-21.

Carson-Newman had the ball fourth-and-goal from the six-yard line in overtime when Carlos Lopez missed a 25-yard field goal attempt.

Score by Quarters	1	2	3	4	Score
C-N	7	7	0	7	21
Newberry	3	7	3	8	27

First Quarter

C-N - Alex Good 77 yd run (Carlos Lopez kick), 14:41

NEW - B. Blackmon 23 yd field goal, 06:51

Second Quarter

NEW - Gantt 24 yd run (B. Blackmon kick), 09:59

C-N -Reggie Hubbard 35 yd pass from Alex Good (Carlos Lopez kick), 07:37

Third Quarter

NEW - B. Blackmon 32 yd field goal, 04:13

Fourth Quarter

C-N - Buck Wakefield 1 yd run (Carlos Lopez kick), 01:26


NEW - D. Brown 2 yd pass from E. McCollom (D. Pressley pass), 00:16

Over Time

NEW - D. Pressley 25 yd pass from E. McCollom, 15:00

Team Statistics	C-N	NEW
FIRST DOWNS	19	22
NET YARDS RUSHING	300	188
NET YARDS PASSING	106	225
Completions-Attempts-Int	6-15-0	22-40-3
TOTAL OFFENSE YARDS	406	413
Punt returns: Number-Yards-TD	3-26-0	1-6-0
Kickoff returns: Number-Yds-TD	3-37-0	4-47-0
Interceptions: Number-Yds-TD	3-75-0	0-0-0
Fumble Returns: Number-Yds-TD	0-0-0	2-13-0
Possession Time	32:38	27:22
Third-Down Conversions	6 of 14	4 of 14
Fourth-Down Conversions	1 of 3	1 of 2
Red-Zone Scores-Chances	1-6	3-5

RUSHING: Carson-Newman-Alex Good 26-209; Dewayne Mims 9-41; Buck Wakefield 11-21; Tony Richardson 5-14; Joel Statham 2-9; Ricky Harris 3-7; C-N 1-minus 1. Newberry-G. Legree 5-73; B. Gantt 10-62; T. Salley 11-48; E. McCollom 5-4; K. Tindal 1-1.
 PASSING: Carson-Newman-Alex Good 6-15-0-106. Newberry-B. Gantt 14-23-1-130; E. McCollom 8-16-2-95; TEAM 0-1-0-0.
 RECEIVING: Carson-Newman-Reggie Hubbard 4-71; Mo Whitten 2-35. Newberry-D. Brown 10-97; K. Tindal 4-34; D. Pressley 3-41; B. Bostick 3-20; E. Huggins 2-33.
 INTERCEPTIONS: Carson-Newman-Otis Ballard 1-38; Elliot Bishop 1-29; Revel Coffey 1-8. Newberry-None.



Game 5 • October 4, 2008
Burke-Tarr Stadium • Jefferson City, Tenn.

#23 Carson-Newman (3-2) 61
Mars Hill (3-3) 49

JEFFERSON CITY - Saturday was a day for of-fest fireworks at Burke-Tarr Stadium as No. 23 Carson-Newman and Mars Hill combined for 1076 total yards.

The Eagles had six touchdown plays that were 43 yards or longer as they held off Mars Hill in the second half for a 61-49 victory in South Atlantic Conference action.

Quarterback Alex Good (Greensboro, N.C.) and the Carson-Newman offense, which struggled to take advantage of scoring opportunities in a 27-21 loss to Newberry the week before, totaled 529 yards. Good was 6-of-8 through the air for 238 yards and four touchdowns. Back-up Joel Statham (Chatsworth, Ga.) was 2-of-5 for 59 yards.

Reggie Hubbard (McCalla, Ala.) had two catches for 107 yards, while fellow receiver Otis Miller (Miami, Fla.) hauled in two for 63 yards. All four of those completions went for scores. Buck Wakefield (Drummonds, Tenn.) led the Carson-Newman ground game with 154 yards and three touchdowns on just nine carries.

The Mars Hill offense was equally impressive, piling up 547 yards. The Lions did so on 81 plays from scrimmage, while Carson-Newman ran just 49 offensive plays.

Mars Hill quarterback Ricky Spradling was 15-of-31 through the air for 247 yards and four touchdowns. He also ran for a score. John Brown and Tyrea Allen each had four catches, for 104 and 83 yards, respectively. Brown and Elroy Harris recorded two touchdown receptions apiece.

George Washington contributed 138 rushing yards and one touchdown for the Lions. Allen added 83 yards on four rushes.

Carson-Newman jumped out to a 14-0 advantage in the first quarter. Good got the Eagles on the board first with a 20-yard scoring strike to Miller. Wakefield then added a 14-yard touchdown run at the 4:13 mark.

After a three-yard run by Spradling cut the deficit to 14-7, Carson-Newman scored on its next three possessions.

Good started the outburst as he once again found Miller, the time from 43-yards out as Miller went up over two Mars Hill defenders to make the grab. Good then shared the wealth to Hubbard on a 59-yard pass. Dewayne Mims (Detroit, Mich.) capped the first-half scoring for the Eagles when he took a screen pass from Statham and darted 45 yards to paydirt.

Mars Hill managed to cut the halftime margin to 35-21 thanks to a pair of late touchdowns. Spradling hit Brown on a 49-yard touchdown completion with 58 seconds left in the half. After a Carson-Newman fumble on the ensuing kickoff, Elroy Harris scored from two-yards out.

The scoring went back-and-forth in the second half, though Carson-Newman scored two quick touchdowns out of the locker room to maintain a comfortable cushion. Hubbard accounted for both the scores - the first coming on a 48-yard pass from Good, and the second on a 70-yard punt return.

Harris and Wakefield exchanged touchdown runs to end the first quarter - Harris' was for one-yard and Wakefield's covered 61 yards, make the score 55-28.

Mars Hill outscored the Eagles 21-6 in the final quarter to make the final score respectable. Spradling hooked up with Brown and Harris for touchdowns, while Washington ran one in from 46-yards out.

Wakefield capped Carson-Newman's scoring with a 17-yard run at the 9:12 mark.

Score by Quarters	1	2	3	4	Score
Mars Hill	7	14	7	21	49
Carson-Newman	4	21	20	6	61

First Quarter

C-N-Otis Miller 20 yd pass from Alex Good (Joey Scribner-H kick), 08:55

C-N-Buck Wakefield 14 yd run (Carlos Lopez kick), 04:13

MHC-Ricky Spradling 3 yd run (M. Pinkerton kick), 01:06

Second Quarter

C-N-Otis Miller 43 yd pass from Alex Good (Joey Scribner-H kick), 14:52

C-N-Reggie Hubbard 59 yd pass from Alex Good (Carlos Lopez kick), 11:55

C-N-Dewayne Mims 45 yd pass from Joel Statham (Joey Scribner-H kick), 07:50

MHC-John Brown 49 yd pass from Ricky Spradling (M. Pinkerton kick), 00:58

MHC-Elroy Harris 2 yd run (M. Pinkerton kick), 00:34

Third Quarter

C-N-Reggie Hubbard 48 yd pass from Alex Good (Carlos Lopez kick), 13:01

C-N-Reggie Hubbard 70 yd punt return (Joey Scribner-H kick), 10:00

MHC-Elroy Harris 1 yd pass from Ricky Spradling (M. Pinkerton kick), 01:33

C-N-Buck Wakefield 61 yd run (Carlos Lopez kick failed), 01:14

Fourth Quarter


MHC-John Brown 36 yd pass from Ricky Spradling (M. Pinkerton kick), 14:37

MHC-G. Washington 46 yd run (M. Pinkerton kick), 11:02

C-N-Buck Wakefield 17 yd run (Joey Scribner-H kick failed), 09:12

MHC-Elroy Harris 5 yd pass from Ricky Spradling (M. Pinkerton kick), 03:24

Team Statistics (Final)	MHC	C-N
FIRST DOWNS	25	20
NET YARDS RUSHING	300	232
NET YARDS PASSING	247	297
Completions-Attempts-Int	15-31-0	8-13-0
TOTAL OFFENSE YARDS	547	529
Punt returns: Number-Yards-TD	0-0-0	3-73-1
Kickoff returns: Number-Yds-TD	10-204-0	7-92-0
Interceptions: Number-Yds-TD	0-0-0	0-0-0
Fumble Returns: Number-Yds-TD	0-0-0	0-0-0
Possession Time	37:00	23:00
Third-Down Conversions	6 of 14	5 of 8
Fourth-Down Conversions	2 of 3	0 of 0
Red-Zone Scores-Chances	4-4	3-4



Game 6 • October 11, 2008
Shuford Stadium • Salisbury, N.C.

#21 Carson-Newman (4-2) 21
Catawba (3-3) 14

SALISBURY, N.C. - Carson-Newman didn't bring its best game to Catawba Saturday, but in the end it was good enough to pick up a key South Atlantic Conference victory.

Alex Good (Greensboro, N.C.) connected with receiver Otis Miller (Miami, Fla.) on a 29-yard hitch-and-go for a touchdown with 44 seconds remaining to power the 21st-ranked Eagles to a 21-14 win over Catawba at Shuford Stadium.

Carson-Newman managed just 325 yards of total offense, with 110 of those coming on the Eagles' final two drives of the contest. The Indians finished with 315 yards.

Neither team was very efficient on offense. The Eagles were just 2-of-13 on third down, while Catawba was 0-of-10 on third and 0-of-2 on fourth down. Each squad lost two fumbles in the contest.

Good led the Carson-Newman offense with 235 total yards, including 129 on the ground and 106 on 8-of-15 passing. Buck Wakefield (Drummonds, Tenn.) added 74 yards on 13 carries. Miller finished with a team-high four catches for 50 yards.

Jamelle Cuthbertson paced the Catawba rushing attack with 125 yards on 17 carries. The Indians used four quarterbacks in the contest, who combined for 148 yards on 10-of-22 passing. Patrick Dennis led the group with a 6-of-11 effort for 97 yards and a touchdown.

Catawba opened the scoring with 2:08 remaining in the first quarter when Aaron Cauble blocked a Chris Jones punt and Tyon Bennett picked it up and returned it 15 yards for the touchdown. Thomas Trexler added the extra-point.

Carson-Newman answered with a five-play, 80-yard drive that ended with a run by Good from five-yards out with 2:45 left before the half. Joey Scribner-Howard (Irmo, S.C.) kicked the extra-point to tie the score at 7-7.

The Indians once again gained the upper-hand in the third quarter when Dennis completed a 34-yard strike to Gerron Bryant to make it 14-7 at the 9:20 mark.

That remained the score until Carson-Newman began a drive at midfield with 2:01 left in the game and needed just two plays before Wakefield rushed for a 10-yard score. Good set up the touchdown with a 40-yard jaunt on the previous play.

Catawba drove the ball to the C-N 40-yard line on its ensuing possession when Mario Russell (Columbus, Oh.) and Otis Ballard (Miami, Fla.) forced Cuthbertson to fumble and Corey Parks (Miami, Fla.) was there to fall on it. Eight plays later. Good found Miller down the left side for the game-winning score.

Brian Brown (Hartwell, Ga.) led the Carson-Newman defense with eight tackles, including 1.5 for a loss. Russell added seven stops, while Lasanio Smalls (Greensboro, N.C.) had a forced fumble.

Carson-Newman improved to 4-2 overall and 2-1 in the South Atlantic Conference standings. Catawba fell to 3-3 and 1-2, respectively. The Eagles will return home next Saturday to host Lenoir-Rhyne for homecoming.

Score by Quarters	1	2	3	4	Score
Carson-Newman	0	7	0	14	21
Catawba	7	0	7	0	14

First Quarter

CAT- T.Bennett 15 yd blocked punt return (T.Trexler kick), 02:34

Second Quarter

C-N- Alex Good 5 yd run (Joey Scribner-H kick), 02:45

Third Quarter

CAT- G.Bryant 34 yd pass from P.Dennis (T.Trexler kick), 09:20

Fourth Quarter

C-N- Buck Wakefield 10 yd run (Joey Scribner-H kick), 06:41

C-N- Otis Miller 29 yd pass from Alex Good (Joey Scribner-H kick), 00:44

Team Statistics (Final)	C-N	CAT
FIRST DOWNS	13	15
NET YARDS RUSHING	219	167
NET YARDS PASSING	106	148
Completions-Attempts-Int	8-15-0	10-22-0
TOTAL OFFENSE YARDS	325	315
Punt returns: Number-Yards-TD	1-4-0	4-42-1
Kickoff returns: Number-Yds-TD	2-30-0	4-62-0
Interceptions: Number-Yds-TD	0-0-0	0-0-0
Fumble Returns: Number-Yds-TD	0-0-0	1-5-0
Possession Time	29:35	30:25
Third-Down Conversions	2 of 13	0 of 10
Fourth-Down Conversions	1 of 1	0 of 2
Red-Zone Scores-Chances	2-2	0-0

RUSHING: Carson-Newman-Alex Good 19-129; Buck Wakefield 13-74; Ricky Harris 4-11; Tony Richardson 5-10; Dewayne Mims 2-5; Otis Miller 1-minus 10. Catawba-J.Cuthbertson 17-125; B.Terwilliger 3-23; A.Hall 7-22; P.Brooks 2-15; P.Dennis 5-11; H.Williamson 4-minus 29.

PASSING: Carson-Newman-Alex Good 8-15-0-106. Catawba-P.Dennis 6-11-0-97; H.Williamson 4-9-0-51; D.Griffith 0-1-0-0; B.Terwilliger 0-1-0-0.

RECEIVING: Carson-Newman-Otis Miller 4-50; Reggie Hubbard 1-29; Tony Richardson 1-22; Buck Wakefield 1-8; Ricky Harris 1-minus 3. Catawba-J.Cuthbertson 4-61; E.Morman 2-33; B.Bunn 2-15; G.Bryant 1-34; A.Strong 1-5.

2009 CARSON-NEWMAN FOOTBALL



Game 7 • October 18, 2008
Burke - Tarr Stadium • Jefferson City, Tenn.

#18 Carson-Newman (5-2) 62
Lenoir-Rhyne (3-5) 21

JEFFERSON CITY, Tenn - No. 18 Carson-Newman scored a touchdown on seven of its first eight possessions Saturday en route to a 62-21 victory over Lenoir-Rhyne on Homecoming at Mossy Creek.

The Eagles racked up 527 yards of total offense on just 63 plays, including 363 rushing yards. Junior quarterback Alex Good (Greensboro, N.C.) led the offense with 104 rushing yards and 75 passing on 4-of-6 attempts. He rushed for three touchdowns and threw for another.

Carson-Newman had seven players rush for a touchdown, and 14 players record at least one carry in the contest.

The Eagles were 10-of-16 passing. In addition to Good, senior Joel Statham (Chatsworth, Ga.) was 5-of-9 for 73 yards, and Justin Long (Knoxville, Tenn.) completed the only pass he threw. Tony Richardson (Miami, Fla.) and D'Angelo Harden (Ft. Lauderdale, Fla.) each caught two passes.

Lenoir-Rhyne finished with 299 yards, led by the efforts of quarterback Justin Sanders, who rushed for 92 yards and threw for 94 on 4-of-8 passing. Anthony Silvers added 59 yards and a touchdown on 11 carries. Andrew Courman rushed for a pair of scores.

The Bears fumbled four times and lost three, and were also just 2-of-11 on third down conversions.

Carson-Newman opened up a 35-0 lead in the opening 23 minutes of the contest. Buck Wakefield (Drummonds, Tenn.) got the scoring started with a 44-yard run on the Eagles' fifth play of the contest.

Good needed just one play to find the end zone on the next Carson-Newman possession as he darted 80 yards on an option keeper. Good added a seven-yard touchdown run with 1:13 left in the opening quarter.

Dewayne Mims (Detroit, Mich.) opened the second-quarter scoring with a three-yard run at the 11:06 mark. Just over four minutes later, Good found Reggie Hubbard (Miami, Fla.) open on a slant pass.

Lenoir-Rhyne finally got on the board with a one-yard run by Anthony Silvers with 3:28 left in the half. Otis Rumph (Chattanooga, Tenn.) scored a late touchdown for Carson-Newman to make the score 42-7 at the half.

Each team found the end zone once in the third quarter. Reggie Melton (Dothan, Ala.) scored for the Eagles on a 32-yard run, while Courman scored for Lenoir-Rhyne from three yards out.

Carson-Newman pushed its advantage to 62-14 on rushing touchdowns by Chris Shiver-decker (Jefferson City, Tenn.) and Wendy Desamour (Miami, Fla.) early in the fourth quarter. Courman got his second touchdown of the day with 6:05 left in the game.

Corey Parks (Miami, Fla.) led the Eagle defense with 5.5 tackles, while Ben Miller (Gallatin, Tenn.) and Revel Coffey (Oak Ridge, Tenn.) had four apiece. Brian Brown (Hartwell, Ga.) had a forced fumble and two tackles for a loss, including a sack. Chuck Robinson (Zionsville, Ind.), Blain Ruttan (Ottawa, Ontario) and Eliette Jackson (Fairfield, Ala.) each recovered a fumble, while Victor Nito led Lenoir-Rhyne with 9.5 tackles for a loss, while Marcus Shuford had eight.

Score by Quarters	1	2	3	4	Score
Lenoir-Rhyne	0	7	7	7	21
Carson-Newman	21	21	7	13	62

First Quarter

C-N-Buck Wakefield 44 yd run (Joey Scribner-H kick), 12:54
 C-N-Alex Good 80 yd run (Joey Scribner-H kick), 10:19
 C-N-Alex Good 7 yd run (Joey Scribner-H kick), 01:13

Second Quarter

C-N-Dewayne Mims 3 yd run (Joey Scribner-H kick), 11:06
 C-N-Reggie Hubbard 16 yd pass from Alex Good (Joey Scribner-H kick), 06:51
 LRU-Anthony Silvers 1 yd run (Colin Corpe kick), 03:28
 C-N-Otis Rumph 1 yd run (Joey Scribner-H kick), 00:13

Third Quarter

C-N-Reggie Melton 32 yd run (Joey Scribner-H kick), 14:31
 LRU-Andrew Courman 3 yd run (Colin Corpe kick), 07:10

Fourth Quarter

C-N-Shiverdecker 11 yd run (Joey Scribner-H kick), 13:49
 C-N-Wendy Desamour 27 yd run (Carlos Lopez kick failed), 07:40
 LRU-Andrew Courman 20 yd run (Colin Corpe kick), 06:05

Team Statistics (Final)	LRU	C-N
FIRST DOWNS	16	21
NET YARDS RUSHING	180	363
NET YARDS PASSING	119	164
Completions-Attempts-Int	6-11-0	10-16-0
TOTAL OFFENSE YARDS	299	527
Punt returns: Number-Yards-TD	0-0-0	4-35-0
Kickoff returns: Number-Yds-TD	9-182-0	3-81-0
Interceptions: Number-Yds-TD	0-0-0	0-0-0
Fumble Returns: Number-Yds-TD	0-0-0	0-0-0
Possession Time	31:08	28:52
Third-Down Conversions	2 of 11	6 of 12
Fourth-Down Conversions	1 of 2	2 of 3
Red-Zone Scores-Chances	3-4	5-5

Game 8 • October 25, 2008
Brevard Memorial Stadium • Brevard, N.C.

#17 Carson-Newman (6-2) 34
Brevard (1-7) 3

Brevard, N.C. - The Brevard College Tornados took on their second nationally ranked opponent in a month on Homecoming Weekend on Saturday afternoon, as the No. 17 Carson-Newman Eagles defeated the Tornados 34-3 in SAC football action.

The loss drops the Tornados to 1-7 on the season and 0-5 in the conference, while Carson-Newman improves to 6-2 and 4-1 in the SAC with the win.

The first quarter saw only three drives between the two teams with each team scoring on their opening drives. Carson-Newman opened up the game with a 13-play, 80-yard scoring drive that took 6:59 off the clock and put the Eagles up early 7-0. Running back Dewayne Mims finished off the long opening drive with a 1-yard touchdown run, which was capped off by a Joey Scribner-Howard extra point.

The Tornados answered back on their opening drive, as BC drove 42-yards on 10 plays over the next 4:46, scoring on a 35-yard field goal off the foot of sophomore kicker Chase Henry to put cut the Eagles lead to four at 7-3.

The two teams then traded turnovers, as senior safety Joshua Durm forced Eagles' quarterback Alex Good to fumble the ball where fellow senior Justin Jefferson recovered the ball for the Tornados on the Carson-Newman 21 yard line.

However, the Tornados could not capitalize on the Carson-Newman mistake, as quarterback Trey Wilborn had a pass battled in the air at the line of scrimmage and intercepted by defensive lineman Phillip Simpson to give the ball back to the Eagles and spoil BC's chances of scoring.

Carson-Newman went on to capitalize on the BC turnover, as junior Buck Wakefield capped off a 13-play, 62-yard scoring drive with a 10-yard touchdown run to put the Eagles up 13-3. The point after attempt by Scribner-Howard proved to be good, putting the Eagles up 14-3 with 4:57 remaining in the half.

The Tornados had a great chance to score on their next possession as Coach Hamilton's squad moved the ball down the field to the Carson-Newman 2-yard line, highlighted by a 44-yard run by senior running back John Taylor. However, BC failed to get the ball in the end zone on two separate occasions, giving the ball over on downs to the Eagles at the Carson-Newman 1-yard line with only 26 seconds to play in the half keeping the score at 14-3 heading into intermission.

The second half proved to go in favor of the Eagles, as Carson-Newman outscored Brevard 20-0. The Eagles scored on their first two possessions of the third quarter, as Good rushed in for an 11-yard score with 11:01 to go in the third to put Carson-Newman up 20-3. However, the extra point was no good, as it was pushed to the left of the uprights.

After a BC three-and-out, Carson-Newman capped off a 10-play, 61-yard drive with an eight-yard screen pass to wide receiver Justin Long who ran the ball into the end zone diving just inside the front right pylon. This time Scribner-Howard's extra point was good, giving the Eagles a big lead at 27-3 with a little over 15 minutes remaining in the game.

The Eagles tacked on a late score as running back Nate Inman busted through the BC defense for a 27-yard bumming run with less than two minutes to go in the game to help put the Eagles up 34-3, where the score would stand as the final horn sounded.

The Tornados offense had 192 yards on 53 plays, with 166 yards coming by way of the rushing attack. Taylor led the way, as the senior had 93 rushing yards on 11 carries, with the long play of the day being his 44-yard run down the BC sideline. Down back Desmond Wilson had 45 yards on 12 attempts, while Wilborn had nine carries for 29 yards. Wilborn was 2-of-7 through the air with two interceptions on the day.

The Eagles had 289 rushing yards for the game, as 10 different players had at least one rush attempt on the afternoon. Mims led the way as ran he ran for 65 yards on 10 carries and a score. Good rushed 10 times for 43 yards and a touchdown, while Wakefield had seven carries for 23 yards and a touchdown. Inman had four carries for 58 yards, including the 27 yard touchdown run late in the game. Through the air, Good was 10-of-12 for 90 yards and a touchdown.

Brevard junior linebacker Stanley Jones led the way for the defense, as he posted a game high 18 total tackles. Fellow linebacker senior Zak McAlister had 11 total tackles, while corner-back Shorick Johnson and linebacker Brandon Rawls each had seven total stops for the game.

Preseason All-SAC selection Brian Brown led the Eagles as he along with fellow linebacker Anthony McAlister and defensive back Elmore Maiden all had six total tackles.

Score by Quarters	1	2	3	4	Score
Carson-Newman	7	7	13	7	34
Brevard College	3	0	0	0	3

First Quarter

C-N-Dewayne Mims 1 yd run (Joey Scribner-H kick), 08:01
 BC-C Henry 35 yd field goal, 03:15
 C-N-Buck Wakefield 10 yd run (Joey Scribner-H kick), 04:57

Third Quarter

C-N-Alex Good 11 yd run (Joey Scribner-H kick failed), 11:01
 C-N-Justin Long 8 yd pass from Alex Good (Joey Scribner-H kick), 06:02

Fourth Quarter

C-N-Nate Inman 27 yd run (Carlos Lopez kick), 01:53

Team Statistics (Final)	C-N	BC
FIRST DOWNS	23	11
NET YARDS RUSHING	289	166
NET YARDS PASSING	127	26
Completions-Attempts-Int	13-18-0	4-10-3
TOTAL OFFENSE YARDS	416	192
Punt returns: Number-Yards-TD	2-27-0	0-0-0
Kickoff returns: Number-Yds-TD	1-30-0	4-61-0
Interceptions: Number-Yds-TD	3-32-0	0-0-0
Fumble Returns: Number-Yds-TD	0-0-0	0-0-0
Possession Time	30:08	29:52
Third-Down Conversions	10 of 13	2 of 12
Fourth-Down Conversions	0 of 1	0 of 1
Red-Zone Scores-Chances	4-5	1-2

'08 REVIEW

Game 9 • November 1, 2008
Burke-Tarr Stadium • Jefferson City, Tenn.

#17 Carson-Newman (7-2) 35
#16 Wingate (7-2) 33

JEFFERSON CITY, Tenn. - The Carson-Newman football team secured at least a share of the 20th South Atlantic Conference title in school history with a 35-33 victory over No. 16 Wingate at Burke-Tarr Stadium Saturday afternoon.

The game ended when Wingate quarterback J.D. Moore completed a seven-yard pass to Delric Ellington at the Carson-Newman 12-yard line and the Bulldogs were unable to attempt a game-winning field goal before time expired.

The two teams combined for 960 yards of total offense. Carson-Newman (7-2, 5-1 SAC) racked up 532 on 69 offensive plays, including 363 yards on the ground. Junior running back Buck Wakefield had a career day with 223 yards and four touchdowns on 20 carries. Ricky Harris added 87 yards on 10 carries.

Carson-Newman quarterback Alex Good completed 9-of-12 passes for 159 yards and one touchdown. Otis Miller caught four passes for 101 yards, while Reggie Hubbard added three catches for 39 yards and a score. Good went out in the third quarter with a dislocated thumb, but returned late in the game.

Wingate (7-2, 4-2 SAC) totaled 428 yards, with 289 of those coming on 23-of-50 passing effort from the senior Moore. Shawn Barrett was on the receiving end nine times for 117 yards. Ellington and Philip Thomas added four grabs apiece, with Ellington catching a touchdown.

Nelson Woods led the Bulldogs on the ground with 85 yards and a touchdown on 18 carries. Vince Jordan and Moore also recorded a rushing touchdown apiece.

Carson-Newman overcame four fumbles and converted just four-of-11 third-down tries. Wingate started the game with six consecutive third-down conversions, but was just 1-of-11 the rest of the game.

Wingate scored on five of its first six possessions, including three straight touchdowns to begin the game. Jordan opened the scoring with a 40-yard dash up the right side just four minutes in.

After an eight-yard touchdown run by Wakefield, Ellington and Woods each rushed for scores to give Wingate a 21-7 advantage at the 9:29 mark of the second quarter.

Wakefield rushed for his second touchdown of the day three minutes later, before Wingate kicker Michael Crutchfield booted field goals of 41 and 35 yards in the final 1:10 of the half to make the score 27-14 at intermission.

Carson-Newman took the second-half kickoff and marched 60 yards in just five plays to set up a one-yard score by Wakefield. After a Wingate turnover on the ensuing kickoff, Good hooked up with Hubbard for a 21-yard scoring strike to give the Eagles their first lead at 28-27.

Wingate regained the lead later in the quarter on a one-yard touchdown by Moore, but Wakefield answered the call with a 70-yard jaunt to make the final score.

The Bulldogs marched into Carson-Newman territory three times in the fourth quarter but were unable to take advantage. Wingate reached the C-N 32 yard-line the first time, but an intentional grounding penalty pushed them out of field goal range. Carson-Newman's Corey Parks ended the next Wingate drive with an interception of Moore at the C-N 31.

After Carson-Newman failed on a fourth-down try at the Wingate 37 with 43 seconds left in the game, three Moore completions and a 15-yard face mask penalty on the Eagles set the Bulldogs up in field goal range before the time expired.

Revel Coffey and Elliette Jackson were each in on 11 tackles for Carson-Newman, while Brian Brown and Lasanio Smalls each had 1.5 tackles for a loss. Zeke Andrews recovered a fumble.

Greg Harmon had nine solo tackles and eight assists for Wingate, while Ben Hinson was in on 15 stops. Morris Gatewood, Ed Doughty and Sean Jones each had a fumble recovery.

Score by Quarters	1	2	3	4	Score
Wingate	14	13	6	0	33
Carson-Newman	6	8	21	0	35

First Quarter

WU-Vince Jordan 40 yd run (M. Crutchfield kick), 11:04
 C-N-Buck Wakefield 8 yd run (Joey Scribner-H kick failed), 08:13
 WU - D. Ellington 5 yd pass from JD Moore (M. Crutchfield kick), 05:36

Second Quarter

WU-Nelson Woods 5 yd run (M. Crutchfield kick), 09:29
 C-N-Buck Wakefield 1 yd run (Buck Wakefield rush), 06:10
 WU-M. Crutchfield 41 yd field goal, 01:10
 WU-M. Crutchfield 35 yd field goal, 00:00

Third Quarter

C-N-Buck Wakefield 1 yd run (Joey Scribner-H kick), 12:40
 C-N-Reggie Hubbard 21 yd pass from Alex Good (Joey Scribner-H kick), 11:23
 WU-JD Moore 1 yd run (Philip Thomas pass failed), 06:18
 C-N-Buck Wakefield 70 yd run (Joey Scribner-H kick), 04:45

Team Statistics (Final)	WU	C-N
FIRST DOWNS	28	18
NET YARDS RUSHING	139	363
NET YARDS PASSING	289	169
Completions-Attempts-Int	23-50-1	10-17-0
TOTAL OFFENSE YARDS	428	532
Punt returns: Number-Yards-TD	1-1-0	2-26-0
Kickoff returns: Number-Yds-TD	5-86-0	5-72-0
Interceptions: Number-Yds-TD	0-0-0	1-0-0
Fumble Returns: Number-Yds-TD	1-0-0	0-0-0
Possession Time	29:51	30:09
Third-Down Conversions	7 of 17	4 of 11
Fourth-Down Conversions	0 of 1	1 of 3
Red-Zone Scores-Chances	5-6	3-5



Game 10 • November 8, 2008
Pioneer Field • Greeneville, Tenn.

#15 Carson-Newman (7-3) 44
Tusculum (8-3) 45

GREENEVILLE, Tenn. — Tusculum's Jeremy Thompson recovered three Carson-Newman turnovers, including a 55-yard fumble return for a touchdown in the fourth quarter for the winning score as the Pioneers upset the 15th-ranked Eagles 45-44 to win a share of the South Atlantic Conference title Saturday afternoon at Pioneer Field. Tusculum wins its second SAC championship and first since 2003. Carson-Newman and Newberry also claim a share of the league crown.

In one of the wildest finishes in the history of the "Battle of US 11E", Tusculum led 45-38 following Thompson's fumble return with 4:24 remaining in the game. Both teams went three and out on their next possessions and following a Tusculum penalty on a punt, Alex Good connected with Otis Miller on a 43-yard scoring strike with 1:49 left in the contest to cut the deficit to one (45-44). But on the ensuing extra point attempt, Brandon Kelly blocked the game-tying PAT.

Harton Hill Trophy candidate Corey Russell accounted for five touchdowns in the victory, including a career-best three rushing and two more passing. Russell went 29-for-51 in the air for 345 yards. But as good as Russell was, C-N's Good was equal to the task as he rushed for 169 yards and four touchdowns, while passing for 224 yards and two scores.

Both teams amassed almost 1,000 yards offensively on the day as C-N won the yardage battle 576-413, but three Carson-Newman turnovers resulted into a pair of Tusculum scores.

Ryan Tallent led all receivers with 11 catches for 138 yards and a touchdown. Jarrell NeSmith finished with eight grabs for 72 yards, while Nate Binder added six catches for 82 yards and a TD. Russell, who has rushed for over 100 yards in two of his last three games, was limited to only 43 yards on the ground, but his three TD rushes are a career-best.

The Tusculum defense had only 15 players record a tackle on the afternoon, including Justin Scott as he finished with a dozen stops and forced a pair of fumbles. He also finished with a tackle for loss, which was his 49th of his career, establishing a new school record.

Thompson recovered both of the C-N fumbles, returning the first Carson-Newman miscue 31 yards to the C-N 3, setting up a Russell one-yard run in the first quarter to give TC a 10-0 advantage. Thompson, who tallied seven tackles on the afternoon, posted an interception in the third quarter to stop a C-N drive.

Also rushing for over 100 yards for the Eagles was Dewayne Mims as he ran for 103 yards on 10 carries.

Brian Brown led the C-N defensive efforts with nine tackles, including two for loss, while Otis Ballard finished with seven stops, including two hits behind the line of scrimmage.

Tusculum scored on the first possession of the game as the Pioneers cashed in on a 30-yard field goal by Gareth Rowlands. TC took advantage of a C-N fumble on its next possession scoring on Russell's quarterback keeper for a 10-0 lead.

The Eagles (7-3, 5-2 SAC), who lead the nation in rushing offense, showed why as Good sprinted up the right sideline for a 49-yard touchdown. Joey Scribner-Howard's extra-point drew the Eagles to within three at 10-7 at the 2:06 mark of the first quarter.

The Pioneers answered on their next drive as Russell led his team on an eight-play, 80-yard drive, including a 21-yard TD pass to Binder in the back of the end zone and a 17-7 lead.

C-N stalled on its next possession and punter Chris Jones' kick into a 16 mph win was downed at the TC 31. Russell found Calvin Britt on a 37-yard pass to the C-N 32. Later in the drive, Russell connected with Tallent on goal line as TC took its biggest lead of the day at 24-7 with 7:31 left before halftime.

But Carson-Newman responded yet again as the Eagles went 80 yards on nine plays with Good connecting with Reggie Hubbard on a 41-yard touchdown pass as TC led 24-14.

The Pioneers were pinned on their next possession with the drive stalling at the TC 29. But punter John Gregory answered with a 71 yard punt into the end zone with 1:26 left in the half. The Eagles would drive deep into TC territory thanks to passes of 54 and 23 yards from Good to Buck Wakefield as C-N got the four-yard line. Scribner-Howard connected on a 29-yard field goal as time expired as Tusculum's lead was cut to 24-17 at the intermission.

As it was all day, the wind was a factor and Chris Jones' punt in the 16 mph gust gave Tusculum the ball at the C-N 40. Russell would move the Pioneers up 31-17 on his eight-yard dive for the end zone.

That would trigger the offensive fireworks in the third quarter as the two teams traded touchdowns. Wakefield sprinted on a 53-yard scamper to the TC 13, setting up Good's one-yard run. TC answered on their next possession as the Pioneers went 59 yards on five plays, including Russell's third touchdown rush of the day, this one from three yards out and a 38-24 lead.

On the first play of their next possession, Mims rambled 62 yards to the TC 18 and Good would wrap up the drive with a one-yard dive at the 4:43 mark of the quarter to trim the deficit to 38-31. Tusculum would take its next possession into C-N territory, but Rowlands' 51-yard field goal attempt was wide right. But two plays later, Thompson snatched an Alex Good pass out of the air for the interception.

Tusculum looked to put the game away early in the fourth quarter as the Pioneers drove to the C-N 16. But Revel Coffey intercepted Russell in the end zone to give his team new life.

They wouldn't have to wait long as Good sprinted up the sideline and scored from 80 yards out. Scribner-Howard's PAT tied the game at 38-38.

With seven minutes left in the game, C-N took over in great field position at its own 44-yard line. The Eagles would get across midfield, but on second down, Good was hit by Scott, coughing up the football, which was picked up by Thompson as he ran 55 yards for the game-winning score.

Score by Quarters	1	2	3	4	Score
Carson-Newman	7	10	14	13	44
Tusculum	10	14	14	7	45

First Quarter

TC-Gareth Rowlands 30 yd field goal, 09:50
 TC-Corey Russell 1 yd run (Gareth Rowlands kick), 07:33
 C-N-Alex Good 49 yd run (Joey Scribner-H kick), 02:06

Second Quarter

TC-Nate Binder 21 yd pass from Corey Russell, 13:21
 TC-Ryan Tallent 15 yd pass from Corey Russell (Gareth Rowlands kick), 07:31
 C-N-Reggie Hubbard 41 yd pass from Alex Good (Joey Scribner-H kick), 03:03
 C-N-Joey Scribner-H 29 yd field goal, 00:00

Third Quarter

TC-Corey Russell 8 yd run (Gareth Rowlands kick), 11:40
 C-N-Alex Good 1 yd run (Joey Scribner-H kick), 08:46
 TC-Corey Russell 3 yd run (Gareth Rowlands kick), 06:39
 C-N-Alex Good 1 yd run (Joey Scribner-H kick), 04:43

Fourth Quarter

C-N-Alex Good 80 yd run (Joey Scribner-H kick), 11:52
 TC-Jeremy Thompson 55 yd fumble recovery (Gareth Rowlands kick), 04:24
 C-N-Otis Miller 43 yd pass from Alex Good (Joey Scribner-H kick blocked), 01:49

Team Statistics	C-N	TC
FIRST DOWNS	20	26
NET YARDS RUSHING	352	68
NET YARDS PASSING	224	345
Completions-Attempts-Int	11-21-1	29-51-1
TOTAL OFFENSE YARDS	576	413
Punt returns: Number-Yards-TD	2-7-0	0-0-0
Kickoff returns: Number-Yds-TD	3-55-0	3-44-0
Interceptions: Number-Yds-TD	1-0-0	1-0-0
Fumble Returns: Number-Yds-TD	0-0-0	2-86-1
Possession Time	29:46	30:14
Third-Down Conversions	7 of 13	5 of 15
Fourth-Down Conversions	0 of 0	0 of 1
Red-Zone Scores-Chances	3-3	5-6

2009 CARSON-NEWMAN FOOTBALL



Game 11 • November 1, 2008
Bazemore-Hyder Stadium • Valdosta, Ga.

#21 Carson-Newman (7-4) 20
#13 Valdosta State (9-2) 24

VALDOSTA, GA. – Carson-Newman head coach Ken Sparks called it one of the “most difficult seasons” he’s ever been apart of. Now it’s over.

Defending national champion Valdosta State took advantage of four Carson-Newman fumbles to rally from a 14-point deficit and pull out a 24-20 victory in the opening round of the NCAA Division II Playoffs at Bazemore-Hyder Stadium Saturday.

“It’s just hard to explain,” said Sparks, whose squad was ranked in the top five nationally to begin the year. “We’ve had a problem with execution all season long, and that was once again the case today. And it begins at the top with me.”

Carson-Newman (7-4) committed 14 turnovers in its four losses this season. The Eagles had three straight drives end with a fumble Saturday, including one with 39 seconds remaining in the first half. Carson-Newman was at the VSU 4-yard line and looking to take a 21-7 lead when Jermel Daniels jarred the ball loose from Ricky Harris.

“There is no question (that was a big play in the game),” said Sparks. “Instead of going up by 14 points heading into the half, we give (Valdosta State) all the momentum.”

It took Valdosta State (9-2) almost the entire third quarter, but they finally managed to use the momentum to pull in front.

After recovering a Reggie Hubbard fumble at the C-N 39-yard line, Tucker Pruitt completed a pass to Cedric Jones for 38 yards. Pruitt ran in the touchdown from one-yard out on the very next play and then converted a two-point try to put the Blazers up 15-14 with 2:39 left in the quarter.

“I felt like at that point in the game, (the game) could easily end 15-14,” Valdosta head coach David Dean said. “Both defenses were playing good at that point.”

Carson-Newman was able to answer just minutes later, after Valdosta State returner Roger King muffed a Chris Jones’ punt at the VSU 1-yard line and Carson-Newman’s Anthony McAllister was there to fall on it. Buck Wakefield dove in for the touchdown two-plays later, but Carson-Newman was unsuccessful on the two-point attempt, leaving the score at 20-15.

Ronny Nelson answered the call for Valdosta State with a 35-yard touchdown on the ensuing drive to make it 21-20 with 13:08 remaining in the game. Devin Sabina added a 36-yard field goal eight minutes later to give the Blazers a four-point cushion.

Carson-Newman had one last scoring opportunity when Valdosta State punter Jack Fulford mishandled a long snap at the VSU 40-yard line and the Eagles took over on downs with 42 seconds remaining. However, three penalties put C-N in a third-and-30 situation and quarterback Alex Good was sacked on consecutive plays to end the game.

“You just can’t keep shooting yourself in the foot and expect to win a football game,” said Sparks. “We had too many turnovers and too many penalties today.”

The Eagles were penalized 11 times for 80 yards. Valdosta State had 400 yards of total offense to Carson-Newman’s 334. C-N had only 51 yards in the second half.

No one could stop the Eagles but themselves in the first half. They opened the game with a nine-play, 79-yard drive, capped by a 19-yard touchdown run by Wakefield. Wakefield found the end zone from one-yard out at the 3:54 mark of the second quarter.

Valdosta State cut the margin to 14-7 just 54 seconds later when T.J. Williams got loose on the other side of the Carson-Newman secondary for a 71-yard scoring strike from Chris Hart.

The Vikings’ two-quarterback system of Hart and Pruitt combined to complete 18-of-30 yards for 284 yards.

Good was 11-of-19 for 118 yards and also rushed for 92 yards. Wakefield finished with 67 yards and three touchdowns on 18 carries.

Score by Quarters	1	2	3	4	Score
Carson-Newman	7	7	0	6	20
Valdosta State	0	7	8	9	24

First Quarter

C-N-Buck Wakefield 19 yd run (Joey Scribner-H kick), 10:20

Second Quarter

C-N-Buck Wakefield 1 yd run (Joey Scribner-H kick), 03:54

VSU-T.J. Williams 71 yd pass from Chris Hart (Devin Sabina kick), 03:00

Third Quarter

VSU-Tucker Pruitt 1 yd run (Tucker Pruitt rush), 02:39

Fourth Quarter

C-N-Buck Wakefield 1 yd run (Alex Good rush failed), 14:13

VSU-Ronny Nelson 35 yd run (Tucker Pruitt pass failed), 13:08

VSU-Devin Sabina 36 yd field goal, 05:12

Team Statistics (Final)	C-N	VSU
FIRST DOWNS	17	18
NET YARDS RUSHING	185	116
NET YARDS PASSING	149	284
Completions-Attempts-Int	14-24-0	18-30-1
TOTAL OFFENSE YARDS	334	400
Punt returns: Number-Yards-TD	0-0-0	3-33-0
Kickoff returns: Number-Yds-TD	4-78-0	4-43-0
Interceptions: Number-Yds-TD	1-8-0	0-0-0
Fumble Returns: Number-Yds-TD	0-0-0	0-0-0
Possession Time	30:43	29:17
Third-Down Conversions	7 of 17	8 of 16
Fourth-Down Conversions	1 of 2	0 of 2
Red-Zone Scores-Chances	3-4	2-3

RUSHING: Carson-Newman-Buck Wakefield 18-62; Alex Good 18-62; Ricky Harris 9-41; Reggie Melton 2-15; Nate Inman 1-4; Tony Richardson 2-1. Valdosta State-Ronny Nelson 10-83; Michael Brown 5-37; Tucker Pruitt 9-27; Markus Manson 5-12; Jack Fulford 1-minus 10; Russ Callaway 1-minus 12; Chris Hart 4-minus 21.

PASSING: Carson-Newman-Alex Good 11-19-0-118; Joel Statham 3-4-0-31; Buck Wakefield 0-1-0-0. Valdosta State-Tucker Pruitt 9-17-1-124; Chris Hart 9-13-0-160. RECEIVING: Carson-Newman-Otis Miller 4-47; Buck Wakefield 3-36; Douglas Belk 3-16; Mo Whitten 1-18; Ricky Harris 1-15; Reggie Hubbard 1-13; Stephen Childs 1-4. Valdosta State-Cedric Jones 5-62; Ronny Nelson 4-59; R.J. Bastone 3-28; T.J. Williams 2-81; Albert Dukes 2-39; Jackson Dean 1-10; P.J. Curbeam 1-5.

2008 Final SAC Standings

School	SAC	Overall
Carson-Newman*	5-2	7-4
Tusculum*	5-2	9-4
Newberry*	5-2	6-4
Mars Hill	4-3	7-4
Wingate	4-3	8-3
Catawba	4-3	6-4
Lenoir-Rhyne	1-6	3-8
Brevard	0-7	1-9

2008 NCAA STATISTICAL FINISHES (SAC Rank)

- 1st - Rushing Offense (310.9 ypg.) (1)
- 5th - Total Offense (472 ypg.) (1)
- 6th - Team Pass Efficiency (161.0, 16 TDs, 6 Ints) (1)
- 6th - Scoring Offense (40.6 ppg.) (1)
- 25th - Net Punting (34.55 ypp.) (2)
- 26th - Tackles for Loss (8.2 tpg.)

2008 SAC STATISTICAL FINISHES (Individual)

Rushing

- 3rd - Buck Wakefield 86.2 ypg 16 TDs
- 4th - Alex Good 83.5 ypg 12 TDs

Passing

- 4th - Alex Good 122.6 ypg 113- 63-1333 Att.-Comp.-Yds.

Passing Eff.

- 1st - Alex Good 169.0 rating 13 TDs 5 INTs

Receiving

- 4th - Reggie Hubbard 7 TDs



RECORD:	OVERALL	HOME	AWAY
ALL GAMES	7-4-0	3-1-0	4-3-0
CONFERENCE	5-2-0	3-0-0	2-2-0
NON-CONFERENCE	2-2-0	0-1-0	2-1-0

DATE	OPPONENT	W/L	SCORE	ATTEND
Aug 28, 2008	at Concord	W	77-14	2250
Sep 04, 2008	#3 NORTH ALABAMA	L	13-20	5007
Sep 12, 2008	at Bentley	W	59-18	930
*Sep 27, 2008	at Newberry	LOT	21-27	3619
*Oct 04, 2008	MARS HILL	W	61-49	4124
*Oct 11, 2008	at Catawba	W	21-14	2691
*Oct 18, 2008	LENOIR-RHYNE	W	62-21	5003
*Oct 24, 2008	at Brevard College	W	34-3	1523
*Nov 01, 2008	#16 WINGATE	W	35-33	4724
*Nov 08, 2008	at Tusculum	L	44-45	3741
Nov 15, 2008	at #13 Valdosta State	L	20-24	3304

SCORE BY QUARTERS	1st	2nd	3rd	4th	OT	Total
Carson-Newman	132	112	110	93	0	447
Opponents	54	65	66	77	6	268

TEAM STATISTICS	C-N	OPP
FIRST DOWNS	213	211
Rushing	147	84
Passing	62	109
Penalty	4	18
RUSHING YARDAGE	3420	1556
Yards gained rushing	3624	1951
Yards lost rushing	204	395
Rushing Attempts	519	410
Average Per Rush	6.6	3.8
Average Per Game	310.9	141.5
TDs Rushing	44	17
PASSING YARDAGE	1772	2386
Att-Comp-Int	178-97-6	367-190-14
Average Per Pass	10.0	6.5
Average Per Catch	18.3	12.6
Average Per Game	161.1	216.9
TDs Passing	16	15
TOTAL OFFENSE	5192	3942
Total Plays	697	777
Average Per Play	7.4	5.1
Average Per Game	472.0	358.4
KICK RETURNS: #-YARDS	39-833	63-1140
PUNT RETURNS: #-YARDS	20-203	11-86
INT RETURNS: #-YARDS	14-214	6-21
FUMBLES-LOST	41-24	26-13
PENALTIES-YARDS	88-655	43-345
PUNTS-AVG	42-37.5	60-37.8
TIME OF POSSESSION/GAME	28:25	31:35
3RD-DOWN CONVERSIONS	64/131	55/165
4TH-DOWN CONVERSIONS	7/14	7/21

RUSHING	GP	Rush	Gain	Loss	Net	Avg	TD	Long	Avg.
Buck Wakefield	11	112	943	22	921	8.2	16	70	83.7
Alex Good	11	145	1034	116	918	6.3	12	80	83.5
Ricky Harris	11	47	333	0	333	7.1	2	82	30.3
Dewayne Mims	11	49	286	8	278	5.7	2	62	25.3
Tony Richardson	11	45	203	10	193	4.3	0	46	17.5
Nate Inman	8	22	158	1	157	7.1	1	37	19.6
Joel Statham	9	30	159	11	148	4.9	1	30	16.4
Reggie Melton	6	11	132	0	132	12.0	1	32	22.0
Otis Rumph	7	23	123	1	122	5.3	3	19	17.4
Wendy Desamour	2	10	113	0	113	11.3	4	53	56.5
Douglas Belk	10	7	104	2	102	14.6	1	84	10.2
Chris Shiverdecker	3	4	16	0	16	4.0	1	11	5.3
Aaron Large	2	2	4	0	4	2.0	0	3	2.0
Ryan Helton	5	4	4	2	2	0.5	0	4	0.4
Carson-Newman	6	2	0	2	-2	-1.0	0	0	-0.3
David Henrikson	2	1	0	3	-3	-3.0	0	0	-1.5
Otis Miller	10	1	0	10	-10	-10.0	0	0	-1.0
Justin Long	7	3	5	16	-11	-3.7	0	5	-1.6
Total.....	11	519	3624	204	3420	6.6	44	84	310.9
Opponents.....	11	410	1951	395	1556	3.8	17	64	141.5

PASSING	G	Effic	Att	Cmp	Int	Pct	Yds	TD	Lng	Avg/G
Alex Good	11	169.10	77	132	5	58.3	1349	13	67	122.6
Joel Statham	9	142.07	19	43	1	44.2	407	3	80	45.2
Justin Long	7	117.20	1	2	0	50.0	16	0	16	2.3
B. Wakefield	11	0.00	0	1	0	0.0	0	0	0	0.0
Total.....	11	161.04	97	178	6	54.5	1772	16	80	161.1
Opponents.....	11	112.24	190	367	14	51.8	2386	15	71	216.9

RECEIVING	G	No.	Yds	Avg	TD	Long	Avg/G
Otis Miller	10	22	383	17.4	4	58	38.3
Reggie Hubbard	11	18	416	23.1	7	59	37.8
Mo Whitten	10	9	194	21.6	2	67	19.4
Buck Wakefield	11	9	146	16.2	0	54	13.3
Douglas Belk	10	9	96	10.7	0	21	9.6
Dewayne Mims	11	6	119	19.8	1	45	10.8
Justin Long	7	5	118	23.6	2	80	16.9
Stephen Childs	8	5	41	8.2	0	13	5.1
Tony Richardson	11	4	83	20.8	0	37	7.5
Charles Dobson	9	4	68	17.0	0	26	7.6
Ricky Harris	11	3	63	21.0	0	51	5.7
D'Angelo Harden	8	2	29	14.5	0	15	3.6
Nate Inman	8	1	16	16.0	0	16	2.0
Total.....	11	97	1772	18.3	16	80	161.1
Opponents.....	11	190	2386	12.6	15	71	216.9

FIELD GOALS	FGM	FGA	Pct	1-19	20-29	30-39	40-49	Lg
Carlos Lopez	1	4	25.0	0	0	0	1	3
Joey Scribner-H	1	2	50.0	0	0	1	0	29

PUNTING	No.	Yds	Avg	Long	TB	FC	I20
Chris Jones	41	1577	38.5	57	2	12	17
Carson-Newman	1	0	0.0	0	0	0	0
Total.....	42	1577	37.5	57	2	12	17
Opponents.....	60	2271	37.8	71	4	12	15



SCORING	--- PATs ---								
	TD	FGs	Kick	Rush	Rcv	Pass	DXP	Saf	Points
Buck Wakefield	16	0-0	0-0	1-1	0	0-0	0	0	98
Alex Good	12	0-0	0-0	0-1	0	0-0	0	0	72
Reggie Hubbard	8	0-0	0-0	0-0	0	0-0	0	0	48
Joey Scribner-H	0	1-2	28-32	0-0	0	0-0	0	0	31
Carlos Lopez	0	1-4	22-24	0-0	0	0-0	0	0	25
Wendy Desamour	4	0-0	0-0	0-0	0	0-0	0	0	24
Otis Miller	4	0-0	0-0	0-0	0	0-0	0	0	24
Dewayne Mims	3	0-0	0-0	0-0	0	0-0	0	0	18
Otis Rumph	3	0-0	0-0	0-0	0	0-0	0	0	18
Mo Whitten	2	0-0	0-0	0-0	0	0-0	0	0	12
Justin Long	2	0-0	0-0	0-0	0	0-0	0	0	12
Ricky Harris	2	0-0	0-0	0-0	0	0-0	0	0	12
Chris Shiverdec	1	0-0	0-0	0-0	0	0-0	0	0	6
Nate Inman	1	0-0	0-0	0-0	0	0-0	0	0	6
Reggie Melton	1	0-0	0-0	0-0	0	0-0	0	0	6
Mario Russell	1	0-0	0-0	0-0	0	0-0	0	0	6
Otis Ballard	1	0-0	0-0	0-0	0	0-0	0	0	6
Joel Statham	1	0-0	0-0	0-0	0	0-0	0	0	6
Marcus Huie	1	0-0	0-0	0-0	0	0-0	0	0	6
Douglas Belk	1	0-0	0-0	0-0	0	0-0	0	0	6
Aubrey Ingham	0	0-0	5-6	0-0	0	0-0	0	0	5
Total.....	64	2-6	55-62	1-2	0	0-0	0	0	447
Opponents.....	34	10-14	28-28	1-1	2	2-4	0	0	268

INTERCEPTIONS	No.	Yds	Avg	TD	Long
Corey Parks	2	18	9.0	0	18
Mario Russell	2	39	19.5	1	39
Elliot Bishop	2	29	14.5	0	29
Otis Ballard	2	80	40.0	1	42
Revel Coffey	2	8	4.0	0	8
Jermel Demps	1	25	25.0	0	25
P.J. Woods	1	0	0.0	0	0
R. Saint-Fluer	1	8	8.0	0	8
Phillip Simpson	1	7	7.0	0	7
Total.....	14	214	15.3	2	42
Opponents.....	6	21	3.5	0	12

PUNT RETURNS	No.	Yds	Avg	TD	Long
Reggie Hubbard	13	149	11.5	1	70
Buck Wakefield	4	37	9.2	0	21
Darryl Montgomery	2	18	9.0	0	15
Revel Coffey	1	-1	-1.0	0	2
Total.....	20	203	10.1	1	70
Opponents.....	11	86	7.8	1	30

KICK RETURNS	No.	Yds	Avg	TD	Long
Reggie Hubbard	22	450	20.5	0	44
Buck Wakefield	8	168	21.0	0	80
Marcus Huie	3	137	45.7	1	90
Total.....	39	833	21.4	1	90

DEFENSIVE LEADERS	GP	-----Tackles-----				TFL/Yds	-Sacks-	---Pass Def---		-Fumbles- Blkd				
		Solo	Ast	Total				No-Yards	Int-Yds	BrUp	QBH	Rcv-Yds	FF	Kick
44 Brian Brown	11	29	27	42.5	11.0-50	4.0-31	.	.	2	1-0	1	.	.	.
31 Mario Russell	11	29	27	42.5	1.0-1	.	2-39	1
2 Otis Ballard	11	31	20	41.0	5.5-27	2.5-13	2-80	2	1	1-0	2	.	.	.
21 Revel Coffey	10	30	16	38.0	.	.	2-8	5	.	1-0
13 Corey Parks	11	29	13	35.5	4.0-9	.	2-18	5	.	2-0
43 Elliette Jackso	11	15	36	33.0	1.5-4	.	.	.	3	2-0
51 Darius Wrentz	11	17	19	26.5	5.0-21	2.5-8	.	1	6	.	2	.	.	.
91 Brandon Harmon	11	12	24	24.0	5.0-19	0.5-4	.	.	6
92 Lasanio Small	11	12	20	22.0	9.0-43	3.5-28	.	1	3	.	1	.	.	.
49 Ben Miller	10	13	17	21.5	6.5-32	1.0-2	.	2
54 Anthony McAlist	11	10	15	17.5	2.0-6	.	.	.	1	1-0
56 Donte Strickla	11	14	9	18.5	3.0-15	1.0-7	.	.	4
9 Jermel Demps	11	13	6	16.0	3.0-19	1.0-7	1-25	5	1
11 Elliot Bishop	10	11	8	15.0	1.0-2	.	2-29	5
90 Zeke Andrews	8	9	9	13.5	3.0-14	1.0-7	.	.	4	1-0	1	.	.	.
94 Phillip Simpson	10	9	8	13.0	4.5-10	.	1-7	1	1	.	1	.	.	.
57 R. Saint-Fluer	11	8	9	12.5	5.0-19	.	1-8	.	2
40 D.J. Taylor	11	9	7	12.5	2.0-5	1.0-2	.	1
41 Blaine Ruttan	10	12	3	13.5	1.5-4	1-0
45 Luke Humphreys	10	9	3	10.5	0.5-2
58 Byron Bell	8	8	4	10.0	1.5-4	.	.	1
55 LeBron Caffey	11	4	10	9.0	1.5-2	.	.	1
1 Elmore Maiden	7	4	9	8.5	0.5-1
93 Isaac Jones	11	4	8	8.0	4.5-17	1.5-13	.	.	2
20 Dontaye Hall	7	7	1	7.5	1-3
29 Charles Allen-Allen	4	5	4	7.0	0.5-0
23 Marcus Huie	9	5	3	6.5
52 Xavier Gamble	3	5	2	6.0	1.5-7	1-0
59 Allen Jackson	8	3	5	5.5	0.5-7	0.5-7
27 P.J. Woods	5	3	3	4.5	.	.	1-0
97 Anthony May	2	4	1	4.5	1.0-5
33 Will Humphreys	7	4	1	4.5	1.0-1	.	.	1
95 Brian Anderson	5	2	3	3.5	0.5-4
50 Matt Shillington	6	.	7	3.5
17 Tad Casey	2	1	1	1.5
98 Cody Moore	4	.	2	1.0
32 Tim Stewart	2	.	1	0.5
Total.....	11	415	377	603.5	90-362	21-137	14-214	33	36	13-3	9	.	.	.
Opponents.....	11	389	422	600.0	40.0-119	10-54	6-21	11	14	24-104	27	3	.	.

2009 CARSON-NEWMAN FOOTBALL